


TECHNICAL INFORMATION MANUAL

SSZ 16 SEER Split System Heat Pumps

Models listed
on page 3

- Refer to Service Manual RS6200005 for installation, operation, and troubleshooting information.
- All safety information must be followed as provided in the Service Manual.
- Refer to the appropriate Parts Catalog for part number information.



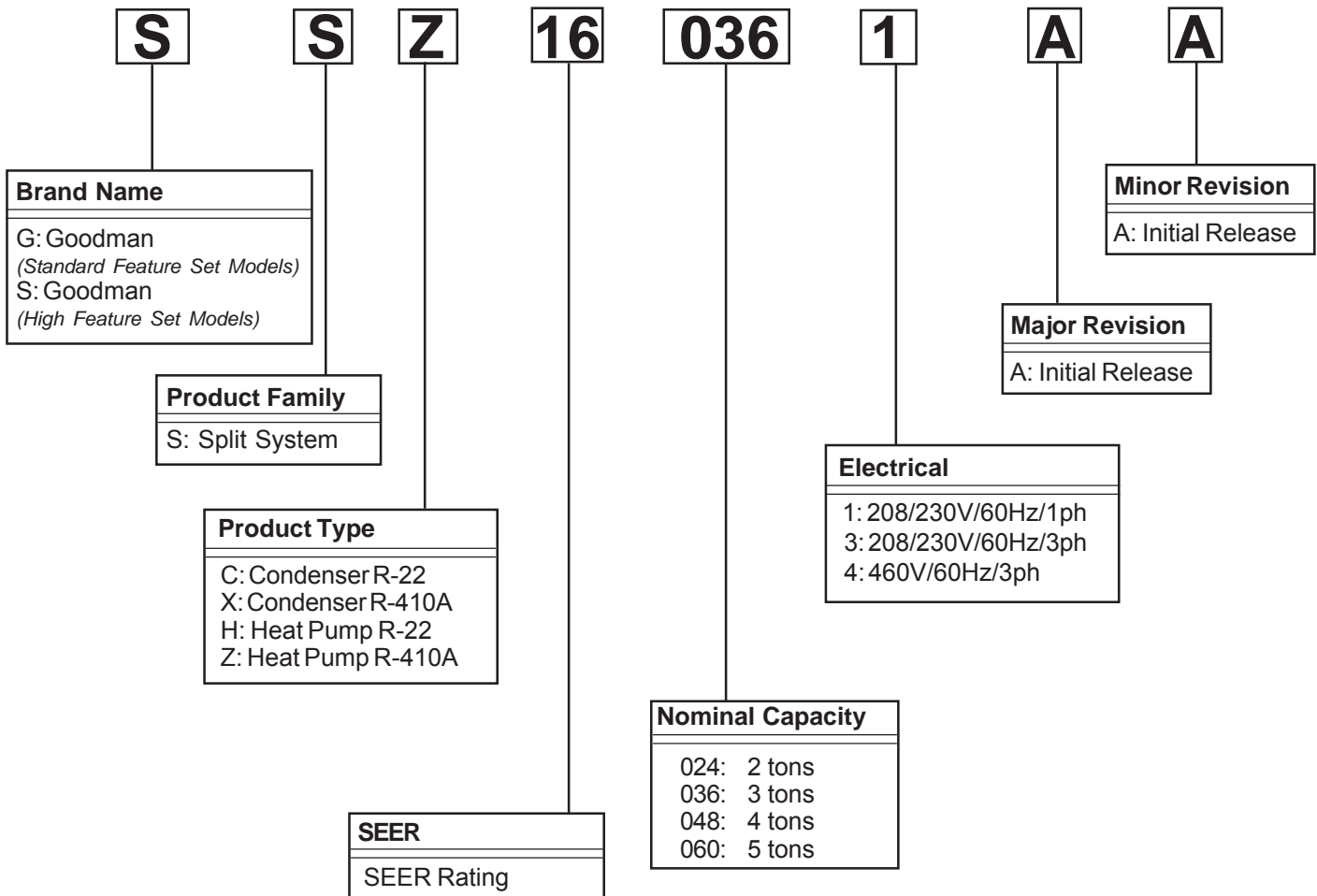
Goodman[®]

This manual is to be used by qualified, professionally trained HVAC technicians only. Goodman does not assume any responsibility for property damage or personal injury due to improper service procedures or services performed by an unqualified person.

RT6214002 Rev. 2
September 2007

PRODUCT IDENTIFICATION

The model number is used for positive identification of component parts used in manufacturing. Please use this number when requesting service or parts information.



WARNING

HIGH VOLTAGE!
 Disconnect ALL power before servicing or installing this unit. Multiple power sources may be present. Failure to do so may cause property damage, personal injury or death.

WARNING

Installation and repair of this unit should be performed **ONLY** by individuals meeting the requirements of an "entry level technician" as specified by the Air Conditioning and Refrigeration Institute (ARI). Attempting to install or repair this unit without such background may result in product damage, personal injury or death.

WARNING

Goodman will not be responsible for any injury or property damage arising from improper service or service procedures. If you install or perform service on this unit, you assume responsibility for any personal injury or property damage which may result. Many jurisdictions require a license to install or service heating and air conditioning equipment.

PRODUCT IDENTIFICATION

The model number is used for positive identification of component parts used in manufacturing. Please use this number when requesting service or parts information.

SSZ160241A*

SSZ160361A*

SSZ160481A*

SSZ160601A*

** Indicates minor revision & is not used for order entry or inventory management*



The United States Environmental Protection Agency (“EPA”) has issued various regulations regarding the introduction and disposal of refrigerants introduced into this unit. Failure to follow these regulations may harm the environment and can lead to the imposition of substantial fines. These regulations may vary by jurisdiction. Should questions arise, contact your local EPA office.



To prevent the risk of property damage, personal injury, or death, do not store combustible materials or use gasoline or other flammable liquids or vapors in the vicinity of this appliance.



Do not connect or use any device that is not design certified by Goodman for use with this unit. Serious property damage, personal injury, reduced unit performance and/or hazardous conditions may result from the use of such non-approved devices.

PRODUCT DESIGN

SSZ16 models are available in 2, 3, 4 and 5 ton sizes and use R-410A refrigerant. They are designed for 208/230 volt single phase applications.

The condenser air is pulled through the condenser coil by a direct drive propeller fan. This condenser air is then discharged out of the top of the cabinet.

These units are designed for free air discharge, so no additional resistance like duct work shall be attached.

The suction and liquid line connections on present models are of the sweat type for field piping with refrigerant type copper. Front seating valves are factory installed to accept the field run copper. The total refrigerant charge for a normal installation is factory installed in the condensing unit. SSZ units are charged for the matching evaporator coil and a 15 foot refrigerant line set.

Systems should be properly sized by heat gain and loss calculations made according to methods of the Air Conditioning Contractors Association (ACCA) or equivalent. It is the contractors responsibility to ensure the system has adequate capacity to heat or cool the conditioned space.

SSZ16 models use high-efficiency Copeland® Scroll "Ultratech" compressors which are specifically designed for R-410A refrigerant. There are a number of design characteristics which are different from the scroll compared to the traditional reciprocating compressor.

"Ultratech" Series scroll compressors will not have a discharge thermostat, some of the early model scroll compressors required discharge thermostats.

Due to their design Scroll compressors are inherently more tolerant of small quantities of liquid refrigerant.

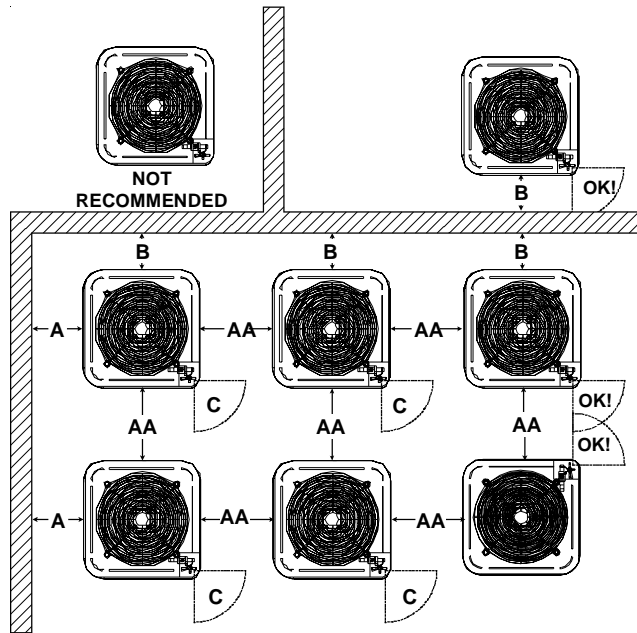
NOTE: Even though the compressor section of a Scroll compressor is more tolerant of liquid refrigerant, continued floodback or flooded start conditions may wash oil from the bearing surfaces causing premature bearing failure.

"Ultratech" Series scroll compressors use "POE" or polyolester oil which is **NOT** compatible with mineral oil based lubricants like 3GS. "POE" oil must be used if additional oil is required.

These clearances will help avoid air recirculation. If installing two or more units at the same location, allow at least 24 inches between units. If only one side is restricted (for example, against the outside wall of a house), the unit may be placed as close as 8" to that one wall.

DO **NOT** locate the unit:

- * Directly under a vent termination for a gas appliance.
- * Within 3 feet of a clothes drier vent
- * Where the refreezing of defrost water would create a hazard
- * Where water may rise into the unit.



Model Type	A	B	C	AA
Residential	10"	10"	18"	20"
Light Commercial	12'	12"	18"	24"

Model	Dimensions - W x D x H
SSZ160241A*	29 x 29 x 38¼
SSZ160361A*	35½ x 35½ x 38¼
SSZ160481A*	35½ x 35½ x 38¼
SSZ160601A*	35½ x 35½ x 38¼



WARNING

To avoid possible injury, explosion or death, practice safe handling of refrigerants.

Operating pressures and amp draws may differ from standard reciprocating and/or scroll compressors. This information may be found in the "Cooling Performance Data" section.

This unit is for outdoor installation only. Refer to minimum figure for clearances from the sides of the unit to full walls and other objects.

NOTE: This unit cannot be completely enclosed. At least one side must be unrestricted.

HEAT PUMP SPECIFICATIONS

SSZ160241A* -SSZ160601A*

	SSZ160241A*	SSZ160361A*	SSZ160481A*	SSZ160601A*
Cooling Capacity, BTUH	24,000	36,000	48,000	60,000
Compressor				
R.L. Amps	13.4	14.1	19.8	25.6
L.R. Amps	58.3	77.0	109.0	118.0
Low Pressure Switch				
Open	22 PSIG	22 PSIG	22 PSIG	22 PSIG
Close	50 PSIG	50 PSIG	50 PSIG	50 PSIG
High Pressure Switch				
Open	610 PSIG	610 PSIG	610 PSIG	610 PSIG
Close	420 PSIG	420 PSIG	420 PSIG	420 PSIG
Condenser Fan Motor				
Horsepower	1/6	1/6	1/6	1/6
F.L. Amps	1.1	1.1	1.1	1.0
Liquid Line, Inches O.D.*	3/8"	3/8"	3/8"	3/8"
Suction Line, Inches O.D.*	3/4"	7/8"	1-1/8"	1-1/8"
Refrigerant Charge	160.0	190.0	285.0	280.0
Power Supply	208/230-60-1	208/230-60-1	208/230-60-1	208/230-60-1
Minimum Circuit Ampacity ⁽¹⁾	17.9	18.7	25.7	33.0
Maximum Overcurrent Device ⁽²⁾	30	30	40	50
Electrical Conduit Size				
Power Supply (Inches)	1/2 or 3/4	1/2 or 3/4	1/2 or 3/4	1/2 or 3/4
Approximate Shipping Weight	282	282	282	296

* Up to 24' in equivalent line length

⁽¹⁾ Wire size should be determined in accordance with National Electrical Codes; extensive wire runs will require larger wire sizes.

⁽²⁾ Maximum Overcurrent Protection Device: **MUST** use Time Delay Fuse or HACR type Circuit Breaker of the same size as noted.

NOTES:

- Always check the S & R plate for electrical data on the unit being installed.
- Installer will need to supply 7/8" to 1-1/8" adapters for suction line connections (4 & 5 ton units).
- Installer will need to supply 3/4" to 7/8" adapters for suction line connections (3 ton unit).
- Unit is charged with refrigerant for 15' of 3/8" liquid line. System charge must be adjusted per Installation Instructions Final Charge Procedure.
- Installation of these units requires the specified TXV Kit to be installed on the indoor coil. THE SPECIFIED TXV IS DETERMINED BY THE OUTDOOR UNIT, NOT THE INDOOR COIL.

NOTE: This data is provided as a guide, it is important to electrically connect the unit and properly size fuses/circuit breakers and wires in accordance with all national and/or local electrical codes. Use copper wire only.

Unit specifications are subject to change without notice. **ALWAYS** refer to the unit's serial plate for the most up-to-date general and electrical information.

COOLING PERFORMANCE DATA

SSZ160241A*

EXPANDED PERFORMANCE DATA

EXPANDED PERFORMANCE DATA

COOLING OPERATION

MODEL: SSZ160241A* / CA*F3636*6A* + TXV / MBE1600**-1 Design Subcooling 7 ± 2 °F @ the liquid service valve, ARI 95 test conditions

IDB	Airflow	Outdoor Ambient Temperature																													
		65					75					85					95					105					115				
		59	63	67	71	75	59	63	67	71	75	59	63	67	71	75	59	63	67	71	75	59	63	67	71	75	59	63	67	71	75
70	984	MBh	23.5	24.4	26.7	-	23.0	23.8	26.1	-	22.4	23.2	25.5	-	21.9	22.7	24.8	-	20.8	21.5	23.6	-	19.3	20.0	21.9	-	19.3	20.0	21.9	-	
		S/T	0.78	0.65	0.45	-	0.81	0.68	0.47	-	0.83	0.69	0.48	-	0.86	0.72	0.50	-	0.89	0.74	0.52	-	0.90	0.75	0.52	-	0.90	0.75	0.52	-	
		Delta T	17	15	11	-	17	15	11	-	17	15	11	-	18	15	12	-	17	15	11	-	16	14	11	-	16	14	11	-	
		KW	1.44	1.47	1.51	-	1.55	1.58	1.63	-	1.64	1.68	1.73	-	1.73	1.77	1.82	-	1.80	1.84	1.90	-	1.86	1.91	1.97	-	1.86	1.91	1.97	-	
		AMPS	5.6	5.7	5.9	-	6.0	6.2	6.3	-	6.5	6.7	6.9	-	6.9	7.1	7.3	-	7.4	7.5	7.8	-	7.8	8.0	8.2	-	7.8	8.0	8.2	-	
	875	HI PR	213	230	242	-	239	258	272	-	272	293	309	-	310	334	352	-	349	375	396	-	385	415	438	-	385	415	438	-	
		LO PR	112	119	130	-	118	125	137	-	122	130	142	-	129	137	149	-	135	143	157	-	139	148	162	-	139	148	162	-	
		MBh	22.8	23.7	25.9	-	22.3	23.1	25.3	-	21.8	22.6	24.7	-	21.2	22.0	24.1	-	20.2	20.9	22.9	-	18.7	19.4	21.2	-	18.7	19.4	21.2	-	
		S/T	0.75	0.62	0.43	-	0.77	0.65	0.45	-	0.79	0.66	0.46	-	0.82	0.68	0.47	-	0.85	0.71	0.49	-	0.86	0.72	0.50	-	0.86	0.72	0.50	-	
		Delta T	18	15	12	-	18	16	12	-	18	16	12	-	18	16	12	-	18	16	12	-	17	15	11	-	17	15	11	-	
766	KW	1.43	1.46	1.50	-	1.54	1.57	1.62	-	1.63	1.67	1.72	-	1.72	1.75	1.81	-	1.79	1.83	1.89	-	1.85	1.89	1.95	-	1.85	1.89	1.95	-		
	AMPS	5.5	5.7	5.8	-	6.0	6.1	6.3	-	6.5	6.6	6.8	-	6.9	7.0	7.3	-	7.3	7.5	7.7	-	7.7	7.9	8.2	-	7.7	7.9	8.2	-		
	HI PR	211	227	240	-	237	255	269	-	270	290	306	-	307	330	349	-	345	372	392	-	382	411	434	-	382	411	434	-		
	LO PR	110	117	128	-	117	124	136	-	121	129	141	-	127	136	148	-	133	142	155	-	138	147	160	-	138	147	160	-		
	MBh	21.1	21.8	23.9	-	20.6	21.3	23.4	-	20.1	20.8	22.8	-	19.6	20.3	22.3	-	18.6	19.3	21.1	-	17.3	17.9	19.6	-	17.3	17.9	19.6	-		
766	S/T	0.72	0.60	0.42	-	0.75	0.62	0.43	-	0.76	0.64	0.44	-	0.79	0.66	0.46	-	0.82	0.68	0.47	-	0.83	0.69	0.48	-	0.83	0.69	0.48	-		
	Delta T	18	16	12	-	18	16	12	-	18	16	12	-	19	16	12	-	18	16	12	-	17	15	11	-	17	15	11	-		
	KW	1.39	1.42	1.47	-	1.50	1.53	1.58	-	1.59	1.63	1.68	-	1.67	1.71	1.76	-	1.74	1.78	1.84	-	1.80	1.84	1.90	-	1.80	1.84	1.90	-		
	AMPS	5.4	5.5	5.7	-	5.8	5.9	6.1	-	6.3	6.4	6.6	-	6.7	6.9	7.1	-	7.1	7.3	7.5	-	7.5	7.7	7.9	-	7.5	7.7	7.9	-		
	HI PR	205	220	233	-	230	247	261	-	261	281	297	-	298	320	338	-	335	360	381	-	370	398	421	-	370	398	421	-		
LO PR	107	114	124	-	113	120	131	-	118	125	137	-	124	131	143	-	129	138	150	-	134	142	156	-	134	142	156	-			

984	MBh	23.9	24.6	26.7	28.6	23.4	24.1	26.0	27.9	22.8	23.5	25.4	27.3	22.2	22.9	24.8	26.6	21.1	21.8	23.6	25.3	19.6	20.2	21.8	23.4
	S/T	0.89	0.80	0.60	0.39	0.92	0.82	0.62	0.40	0.94	0.85	0.64	0.41	0.98	0.87	0.66	0.42	1.00	0.91	0.69	0.44	1.00	0.91	0.69	0.44
	Delta T	20	18	15	10	20	19	15	10	20	19	15	10	20	19	15	11	20	18	15	10	18	17	14	10
	KW	1.45	1.48	1.53	1.58	1.56	1.59	1.64	1.70	1.66	1.69	1.75	1.81	1.74	1.78	1.84	1.90	1.82	1.86	1.92	1.98	1.88	1.92	1.99	2.05
	AMPS	5.6	5.8	5.9	6.2	6.1	6.2	6.4	6.6	6.6	6.7	6.9	7.2	7.0	7.2	7.4	7.7	7.4	7.6	7.9	8.1	7.9	8.0	8.3	8.6
875	HI PR	215	232	245	255	242	260	275	287	275	296	312	326	313	337	356	371	352	379	400	418	389	419	442	461
	LO PR	113	120	131	139	119	127	138	147	124	132	144	153	130	138	151	161	136	145	158	168	141	150	164	174
	MBh	23.2	23.9	25.9	27.8	22.7	23.4	25.3	27.1	22.1	22.8	24.7	26.5	21.6	22.2	24.1	25.8	20.5	21.1	22.9	24.5	19.0	19.6	21.2	22.7
	S/T	0.85	0.76	0.57	0.37	0.88	0.79	0.59	0.38	0.90	0.81	0.61	0.39	0.93	0.83	0.63	0.41	0.97	0.86	0.65	0.42	0.97	0.87	0.66	0.42
	Delta T	21	19	16	11	21	19	16	11	21	19	16	11	21	19	16	11	21	19	16	11	19	18	15	10
766	KW	1.44	1.47	1.51	1.56	1.55	1.58	1.63	1.68	1.64	1.68	1.73	1.79	1.73	1.77	1.83	1.89	1.80	1.84	1.90	1.97	1.86	1.91	1.97	2.04
	AMPS	5.6	5.7	5.9	6.1	6.0	6.2	6.3	6.6	6.5	6.7	6.9	7.1	6.9	7.1	7.3	7.6	7.4	7.5	7.8	8.1	7.8	8.0	8.2	8.5
	HI PR	213	230	242	253	239	258	272	284	272	293	309	323	310	334	352	368	349	375	396	413	385	415	438	457
	LO PR	112	119	130	138	118	125	137	146	122	130	142	152	129	137	149	159	135	143	157	167	139	148	162	173
	MBh	21.4	22.1	23.9	25.6	20.9	21.6	23.3	25.0	20.4	21.0	22.8	24.4	19.9	20.5	22.2	23.8	18.9	19.5	21.1	22.7	17.5	18.1	19.6	21.0
766	S/T	0.82	0.73	0.55	0.36	0.85	0.76	0.57	0.37	0.87	0.78	0.59	0.38	0.90	0.80	0.61	0.39	0.93	0.83	0.63	0.41	0.94	0.84	0.64	0.41
	Delta T	21	19	16	11	21	20	16	11	21	20	16	11	21	20	16	11	21	19	16	11	20	18	15	10
	KW	1.40	1.43	1.48	1.53	1.51	1.54	1.59	1.64	1.60	1.64	1.69	1.75	1.69	1.72	1.78	1.84	1.76	1.80	1.85	1.92	1.82	1.86	1.92	1.98
	AMPS	5.4	5.6	5.7	5.9	5.9	6.0	6.2	6.4	6.3	6.5	6.7	6.9	6.8	6.9	7.1	7.4	7.2	7.3	7.6	7.9	7.6	7.8	8.0	8.3
	HI PR	207	223	235	245	232	250	264	275	264	284	300	313	301	324	342	357	338	364	385	401	374	402	425	443
LO PR	108	115	126	134	114	122	133	141	119	126	138	147	125	133	145	154	131	139	152	162	135	144	157	167	

Shaded area is ACCA (TVA) conditions IDB: Entering Indoor Dry Bulb Temperature KW=Total system power
 High and low pressures are measured at the liquid and suction service valves. AMPS=outdoor unit amps (comp.+fan)

COOLING PERFORMANCE DATA

SSZ160241A*

EXPANDED PERFORMANCE DATA

COOLING OPERATION

MODEL: SSZ160241A* / CA*F3636*6A* + TXV / MBE1600**-1 Design Subcooling 7 ± 2 °F @ the liquid service valve, ARI 95 test conditions

IDB*	Airflow	Outdoor Ambient Temperature																									
		75					85					95					105					115					
		59	63	67	71	75	59	63	67	71	75	59	63	67	71	75	59	63	67	71	75	59	63	67	71	75	
80	984	MBh	24.3	24.9	26.6	28.4	23.8	24.3	26.0	27.7	23.2	23.7	25.3	27.1	22.6	23.1	24.7	26.4	21.5	22.0	23.5	25.1	19.9	20.4	21.8	23.3	
		S/T	1.00	0.91	0.74	0.56	1.00	0.95	0.77	0.58	1.00	1.00	0.79	0.59	1.00	1.00	0.82	0.61	1.00	1.00	0.85	0.63	1.00	1.00	0.85	0.64	
		Delta T	23	21	18	15	22	22	19	15	15	22	22	19	15	21	22	19	15	20	21	19	15	19	19	17	14
		KW	1.46	1.49	1.54	1.59	1.57	1.61	1.66	1.71	1.67	1.71	1.76	1.82	1.76	1.80	1.86	1.92	1.83	1.87	1.93	2.00	1.90	1.94	2.00	2.07	
		AMPS	5.7	5.8	6.0	6.2	6.1	6.3	6.5	6.7	6.6	6.8	7.0	7.2	7.1	7.2	7.5	7.7	7.5	7.7	7.9	8.2	7.9	8.1	8.4	8.7	
	875	HI PR	218	234	247	258	244	263	278	289	278	299	316	329	316	340	360	375	356	383	404	422	393	423	447	466	
		LO PR	114	121	132	141	120	128	140	149	125	133	145	155	131	140	152	162	138	146	160	170	142	151	165	176	
		MBh	23.6	24.1	25.8	27.6	23.1	23.6	25.2	26.9	22.5	23.0	24.6	26.3	22.0	22.5	24.0	25.7	20.9	21.3	22.8	24.4	19.3	19.8	21.1	22.6	
		S/T	0.93	0.87	0.71	0.53	0.96	0.90	0.74	0.55	0.99	0.93	0.75	0.56	1.00	0.96	0.78	0.58	1.00	0.99	0.81	0.60	1.00	1.00	0.82	0.61	
		Delta T	23	22	19	15	23	22	19	16	23	22	20	16	23	23	20	16	22	22	19	15	20	21	18	14	
766	KW	1.45	1.48	1.53	1.58	1.56	1.59	1.64	1.70	1.66	1.69	1.75	1.81	1.74	1.78	1.84	1.90	1.82	1.86	1.92	1.98	1.88	1.92	1.99	2.05		
	AMPS	5.6	5.8	5.9	6.2	6.1	6.2	6.4	6.6	6.6	6.7	6.9	7.2	7.0	7.2	7.4	7.7	7.4	7.6	7.9	8.1	7.9	8.0	8.3	8.6		
	HI PR	216	232	245	255	242	260	275	287	275	296	313	326	313	337	356	371	352	379	400	418	389	419	442	461		
	LO PR	113	120	131	139	119	127	138	147	124	132	144	153	130	138	151	161	136	145	158	168	141	150	164	174		
	MBh	21.8	22.3	23.8	25.5	21.3	21.8	23.3	24.9	20.8	21.3	22.7	24.3	20.3	20.7	22.2	23.7	19.3	19.7	21.0	22.5	17.9	18.2	19.5	20.8		
85	984	S/T	0.90	0.84	0.68	0.51	0.93	0.87	0.71	0.53	0.95	0.89	0.73	0.54	0.98	0.92	0.75	0.56	1.02	0.96	0.78	0.58	1.03	0.97	0.79	0.59	
		Delta T	23	23	20	16	24	23	20	16	24	23	20	16	24	23	20	16	24	23	20	16	22	21	18	15	
		KW	1.42	1.45	1.49	1.54	1.52	1.56	1.60	1.66	1.62	1.65	1.71	1.76	1.70	1.74	1.79	1.85	1.77	1.81	1.87	1.93	1.83	1.87	1.94	2.00	
		AMPS	5.5	5.6	5.8	6.0	5.9	6.0	6.2	6.5	6.4	6.5	6.8	7.0	6.8	7.0	7.2	7.5	7.2	7.4	7.6	7.9	7.6	7.8	8.1	8.4	
		HI PR	209	225	238	248	235	252	267	278	267	287	303	316	304	327	345	360	342	368	388	405	378	406	429	448	
	875	LO PR	109	116	127	135	115	123	134	143	120	128	139	148	126	134	146	156	132	141	153	163	137	145	159	169	
		MBh	24.8	25.2	26.4	28.2	24.2	24.7	25.8	27.6	23.6	24.1	25.2	26.9	23.0	23.5	24.6	26.2	21.9	22.3	23.4	24.9	20.3	20.7	21.6	23.1	
		S/T	1.00	0.99	0.89	0.72	1.00	1.00	0.92	0.75	1.00	1.00	0.95	0.77	1.00	1.00	0.98	0.79	1.00	1.00	0.82	0.62	1.00	1.00	0.82	0.63	
		Delta T	23	23	22	19	23	23	22	19	22	22	22	19	22	22	22	19	20	21	22	19	19	19	20	18	
		KW	1.47	1.50	1.55	1.60	1.59	1.62	1.67	1.73	1.69	1.72	1.78	1.84	1.77	1.81	1.87	1.93	1.85	1.89	1.95	2.02	1.91	1.95	2.02	2.09	
766	AMPS	5.7	5.9	6.0	6.3	6.2	6.3	6.5	6.7	6.7	6.8	7.1	7.3	7.1	7.3	7.5	7.8	7.6	7.7	8.0	8.3	8.0	8.2	8.5	8.8		
	HI PR	220	237	250	261	247	265	280	292	281	302	319	333	320	344	363	379	359	387	408	426	397	427	451	471		
	LO PR	115	122	134	142	121	129	141	150	126	134	147	156	133	141	154	164	139	148	161	172	144	153	167	178		
	MBh	24.0	24.5	25.7	27.4	23.5	23.9	25.1	26.8	22.9	23.4	24.5	26.1	22.4	22.8	23.9	25.5	21.2	21.7	22.7	24.2	19.7	20.1	21.0	22.4		
	S/T	0.98	0.94	0.85	0.69	1.00	0.97	0.88	0.71	1.00	1.00	0.90	0.73	1.00	1.00	0.93	0.76	1.00	1.00	0.97	0.78	1.00	1.00	0.97	0.79		
88	875	Delta T	25	24	23	20	25	25	23	20	24	25	23	20	24	24	23	20	22	23	23	20	21	21	22	19	
		KW	1.46	1.49	1.54	1.59	1.57	1.61	1.66	1.71	1.67	1.71	1.76	1.82	1.76	1.80	1.86	1.92	1.83	1.87	1.93	2.00	1.90	1.94	2.00	2.07	
		AMPS	5.7	5.8	6.0	6.2	6.1	6.3	6.5	6.7	6.6	6.8	7.0	7.2	7.1	7.2	7.5	7.7	7.5	7.7	7.9	8.2	7.9	8.1	8.4	8.7	
		HI PR	218	234	247	258	244	263	278	289	278	299	316	329	316	340	360	375	356	383	404	422	393	423	447	466	
		LO PR	114	121	132	141	120	128	140	149	125	133	145	155	131	140	152	162	138	146	160	170	142	151	165	176	
	766	MBh	22.2	22.6	23.7	25.3	21.7	22.1	23.1	24.7	21.2	21.6	22.6	24.1	20.6	21.0	22.0	23.5	19.6	20.0	20.9	22.3	18.2	18.5	19.4	20.7	
		S/T	0.94	0.91	0.82	0.66	0.97	0.94	0.85	0.69	1.00	0.96	0.87	0.71	1.00	1.00	0.90	0.73	1.00	1.00	0.93	0.76	1.00	1.00	0.94	0.76	
		Delta T	25	25	23	20	25	25	24	20	25	25	24	20	25	25	24	21	24	24	23	20	22	22	22	19	
		KW	1.43	1.46	1.50	1.55	1.54	1.57	1.62	1.67	1.63	1.67	1.72	1.78	1.72	1.75	1.81	1.87	1.79	1.83	1.89	1.95	1.85	1.89	1.95	2.02	
		AMPS	5.5	5.7	5.8	6.0	6.0	6.1	6.3	6.5	6.5	6.6	6.8	7.1	6.9	7.0	7.3	7.5	7.3	7.5	7.7	7.9	7.7	7.9	8.2	8.5	
88	HI PR	211	227	240	250	237	255	269	281	269	290	306	319	307	330	349	364	345	372	392	409	381	410	433	452		
	LO PR	110	117	128	137	117	124	135	144	121	129	141	150	127	135	148	157	133	142	155	165	138	147	160	171		

Shaded area is ARI Rating Conditions IDB: Entering Indoor Dry Bulb Temperature KW=Total system power AMPS=outdoor unit amps (comp.+fan)
 High and low pressures are measured at the liquid and suction service valves.

COOLING PERFORMANCE DATA

SSZ160361A*

EXPANDED PERFORMANCE DATA **COOLING OPERATION**

MODEL: SSZ160361A* / CA*F4860*6A* + TXV / MBE2000** -1 Design Subcooling 9 ±3 °F @ the liquid service valve, ARI 95 test conditions

IDB	Airflow	Outdoor Ambient Temperature																								
		65				75				85				95				105				115				
		59	63	67	71	59	63	67	71	59	63	67	71	59	63	67	71	59	63	67	71	59	63	67	71	
70	1350	MBh	33.9	35.1	38.5	-	33.1	34.3	37.6	-	32.3	33.5	36.7	-	31.5	32.7	35.8	-	30.0	31.1	34.0	-	27.8	28.8	31.5	-
		S/T	0.76	0.63	0.44	-	0.79	0.66	0.46	-	0.81	0.67	0.47	-	0.83	0.70	0.48	-	0.86	0.72	0.50	-	0.87	0.73	0.50	-
		Delta T	18	15	12	-	18	15	12	-	18	15	12	-	18	15	12	-	18	15	12	-	16	14	11	-
		KW	1.98	2.03	2.09	-	2.14	2.19	2.26	-	2.28	2.33	2.40	-	2.40	2.45	2.53	-	2.50	2.56	2.64	-	2.59	2.65	2.74	-
		AMPS	7.7	7.9	8.2	-	8.3	8.5	8.8	-	9.0	9.3	9.6	-	9.6	9.9	10.2	-	10.3	10.5	10.9	-	10.9	11.1	11.5	-
	1200	HI PR	217	233	246	-	243	261	276	-	276	297	314	-	315	339	358	-	354	381	402	-	391	421	445	-
		LO PR	108	115	126	-	114	122	133	-	119	126	138	-	125	133	145	-	131	139	152	-	135	144	157	-
		MBh	32.9	34.1	37.4	-	32.2	33.3	36.5	-	31.4	32.5	35.6	-	30.6	31.7	34.8	-	29.1	30.2	33.0	-	26.9	27.9	30.6	-
		S/T	0.72	0.60	0.42	-	0.75	0.63	0.43	-	0.77	0.64	0.45	-	0.79	0.66	0.46	-	0.82	0.69	0.48	-	0.83	0.69	0.48	-
		Delta T	18	16	12	-	18	16	12	-	19	16	12	-	19	16	12	-	18	16	12	-	17	15	11	-
1050	KW	1.97	2.01	2.07	-	2.12	2.17	2.24	-	2.26	2.31	2.38	-	2.32	2.37	2.45	-	2.48	2.53	2.62	-	2.57	2.62	2.71	-	
	AMPS	7.7	7.8	8.1	-	8.3	8.5	8.7	-	9.0	9.2	9.5	-	9.6	9.8	10.1	-	10.2	10.4	10.8	-	10.8	11.0	11.4	-	
	HI PR	214	231	244	-	241	259	273	-	274	294	311	-	312	335	354	-	351	377	398	-	387	417	440	-	
	LO PR	107	114	124	-	113	120	131	-	118	125	137	-	124	131	143	-	129	138	150	-	134	142	156	-	
	MBh	30.4	31.5	34.5	-	29.7	30.8	33.7	-	29.0	30.0	32.9	-	28.3	29.3	32.1	-	26.9	27.8	30.5	-	24.9	25.8	28.2	-	
75	1350	S/T	0.70	0.58	0.40	-	0.72	0.60	0.42	-	0.74	0.62	0.43	-	0.77	0.64	0.44	-	0.79	0.66	0.46	-	0.80	0.67	0.46	-
		Delta T	19	16	12	-	19	16	12	-	19	16	12	-	19	16	12	-	19	16	12	-	17	15	11	-
		KW	1.92	1.96	2.02	-	2.07	2.11	2.18	-	2.20	2.25	2.32	-	2.32	2.37	2.45	-	2.42	2.47	2.55	-	2.50	2.56	2.64	-
		AMPS	7.4	7.6	7.9	-	8.0	8.2	8.5	-	8.7	8.9	9.2	-	9.3	9.5	9.8	-	9.9	10.1	10.5	-	10.5	10.7	11.1	-
		HI PR	208	224	236	-	233	251	265	-	265	286	302	-	302	325	343	-	340	366	386	-	376	404	427	-
	1200	LO PR	104	111	121	-	110	117	127	-	114	121	132	-	120	127	139	-	126	134	146	-	130	138	151	-
		MBh	34.5	35.5	38.4	41.2	33.7	34.7	37.5	40.3	32.9	33.8	36.6	39.3	32.1	33.0	35.7	38.4	30.5	31.4	34.0	36.4	28.2	29.1	31.5	33.8
		S/T	0.86	0.77	0.58	0.38	0.89	0.80	0.61	0.39	0.92	0.82	0.62	0.40	0.95	0.85	0.64	0.41	0.98	0.88	0.67	0.43	0.99	0.89	0.67	0.43
		Delta T	20	19	15	11	21	19	15	11	21	19	15	11	21	19	15	11	20	19	15	11	19	18	14	10
		KW	2.00	2.04	2.11	2.18	2.16	2.20	2.28	2.35	2.29	2.35	2.42	2.51	2.42	2.47	2.55	2.64	2.52	2.58	2.66	2.76	2.61	2.67	2.76	2.86
1050	AMPS	7.8	8.0	8.2	8.5	8.4	8.6	8.9	9.2	9.1	9.3	9.6	10.0	9.7	10.0	10.3	10.7	10.4	10.6	11.0	11.4	11.0	11.2	11.6	12.0	
	HI PR	219	235	249	259	245	264	279	291	279	300	317	331	318	342	361	377	358	385	406	424	395	425	449	468	
	LO PR	109	116	127	135	115	123	134	143	120	128	139	148	126	134	146	156	132	141	153	163	137	145	159	169	
	MBh	33.5	34.5	37.3	40.0	32.7	33.7	36.4	39.1	31.9	32.9	35.6	38.2	31.1	32.1	34.7	37.2	29.6	30.5	33.0	35.4	27.4	28.2	30.5	32.8	
	S/T	0.82	0.74	0.56	0.36	0.85	0.76	0.58	0.37	0.87	0.78	0.59	0.38	0.90	0.81	0.61	0.39	0.94	0.84	0.63	0.41	0.94	0.85	0.64	0.41	
75	1200	Delta T	21	19	16	11	21	20	16	11	21	20	16	11	22	20	16	11	21	20	16	11	20	18	15	10
		KW	1.98	2.03	2.09	2.16	2.14	2.19	2.26	2.33	2.28	2.33	2.40	2.48	2.40	2.45	2.53	2.62	2.50	2.56	2.64	2.73	2.59	2.65	2.74	2.83
		AMPS	7.7	7.9	8.2	8.5	8.3	8.5	8.8	9.1	9.0	9.3	9.6	9.9	9.6	9.9	10.2	10.6	10.3	10.5	10.9	11.3	10.9	11.1	11.5	11.9
		HI PR	217	233	246	257	243	261	276	288	276	297	314	328	316	339	358	373	354	381	402	420	391	421	445	464
		LO PR	108	115	126	134	114	122	133	141	119	126	138	147	125	133	145	154	131	139	152	162	135	144	157	167
	1050	MBh	30.9	31.8	34.4	37.0	30.2	31.1	33.6	36.1	29.5	30.3	32.8	35.2	28.7	29.6	32.0	34.4	27.3	28.1	30.4	32.7	25.3	26.0	28.2	30.3
		S/T	0.79	0.71	0.54	0.35	0.82	0.74	0.56	0.36	0.84	0.75	0.57	0.37	0.87	0.78	0.59	0.38	0.90	0.81	0.61	0.39	0.91	0.81	0.62	0.40
		Delta T	21	20	16	11	22	20	16	11	22	20	16	11	22	20	17	11	22	20	16	11	20	19	15	11
		KW	1.94	1.98	2.04	2.11	2.09	2.13	2.20	2.27	2.22	2.27	2.34	2.42	2.34	2.39	2.47	2.55	2.44	2.49	2.57	2.66	2.52	2.58	2.67	2.76
		AMPS	7.5	7.7	7.9	8.2	8.1	8.3	8.6	8.9	8.8	9.0	9.3	9.6	9.4	9.6	9.9	10.3	10.0	10.2	10.6	11.0	10.6	10.8	11.2	11.6
1050	HI PR	210	226	239	249	236	254	268	279	268	288	305	318	305	329	347	362	343	370	390	407	380	408	431	450	
	LO PR	105	112	122	130	111	118	129	137	115	123	134	143	121	129	141	150	127	135	147	157	131	140	152	162	

IDB	Airflow	Outdoor Ambient Temperature																								
		65				75				85				95				105				115				
		59	63	67	71	59	63	67	71	59	63	67	71	59	63	67	71	59	63	67	71	59	63	67	71	
70	1350	MBh	33.9	35.1	38.5	-	33.1	34.3	37.6	-	32.3	33.5	36.7	-	31.5	32.7	35.8	-	30.0	31.1	34.0	-	27.8	28.8	31.5	-
		S/T	0.76	0.63	0.44	-	0.79	0.66	0.46	-	0.81	0.67	0.47	-	0.83	0.70	0.48	-	0.86	0.72	0.50	-	0.87	0.73	0.50	-
		Delta T	18	15	12	-	18	15	12	-	18	15	12	-	18	15	12	-	18	15	12	-	16	14	11	-
		KW	1.98	2.03	2.09	-	2.14	2.19	2.26	-	2.28	2.33	2.40	-	2.40	2.45	2.53	-	2.50	2.56	2.64	-	2.59	2.65	2.74	-
		AMPS	7.7	7.9	8.2	-	8.3	8.5	8.8	-	9.0	9.3	9.6	-	9.6	9.9	10.2	-	10.3	10.5	10.9	-	10.9	11.1	11.5	-
	1200	HI PR	217	233	246	-	243	261	276	-	276	297	314	-	315	339	358	-	354	381	402	-	391	421	445	-
		LO PR	108	115	126	-	114	122	133	-	119	126	138	-	125	133	145	-	131	139	152	-	135	144	157	-
		MBh	32.9	34.1	37.4	-	32.2	33.3	36.5	-	31.4	32.5	35.6	-	30.6	31.7	34.8	-	29.1	30.2	33.0	-	26.9	27.9	30.6	-
		S/T	0.72	0.60	0.42	-	0.75	0.63	0.43	-	0.77	0.64	0.45	-	0.79	0.66	0.46	-	0.82	0.69	0.48	-	0.83	0.69	0.48	-
		Delta T	18	16	12	-	18	16	12	-	19	16	12	-	19	16	12	-	18	16	12	-	17	15	11	-
1050	KW	1.97	2.01	2.07	-	2.12	2.17	2.24	-	2.26	2.31	2.38	-	2.32	2.37	2.45	-	2.48	2.53	2.62	-	2.57	2.62	2.71	-	
	AMPS	7.7	7.8	8.1	-	8.3	8.5	8.7	-	9.0	9.2	9.5	-	9.6	9.8	10.1	-	10.2	10.4	10.8	-	10.8	11.0	11.4	-	
	HI PR	214	231	244	-	241	259	273	-	274	294	311	-	312	335	354	-	351	377	398	-	387	417	440	-	
	LO PR	107	114	124	-	113	120	131	-	118	125	137	-	124	131</											

COOLING PERFORMANCE DATA

SSZ160361A*

EXPANDED PERFORMANCE DATA

COOLING OPERATION

MODEL: SSZ160361A* / CA*F4860*6A* + TXV / MBE2000** -1 Design Subcooling 9 ±3 °F @ the liquid service valve, ARI 95 test conditions

IDB*	Airflow	Outdoor Ambient Temperature												Cooling Operation												
		65				75				85				95				105				115				
		59	63	67	71	59	63	67	71	59	63	67	71	59	63	67	71	59	63	67	71	59	63	67	71	
80	1350	MBh	35.1	35.9	38.3	41.0	34.3	35.0	37.4	40.0	33.5	34.2	36.5	39.0	32.6	33.4	35.6	38.1	31.0	31.7	33.9	36.2	28.7	29.4	31.4	33.5
		S/T	0.95	0.89	0.72	0.54	1.00	0.92	0.75	0.56	1.00	0.94	0.77	0.57	1.00	1.00	0.79	0.59	1.00	1.00	0.82	0.61	1.00	1.00	0.83	0.62
		Delta T	23	22	19	15	23	22	19	15	23	22	19	15	22	23	19	15	21	22	19	15	20	20	18	14
		KW	2.02	2.06	2.13	2.20	2.17	2.22	2.29	2.37	2.31	2.37	2.44	2.53	2.44	2.49	2.58	2.66	2.54	2.60	2.69	2.78	2.63	2.69	2.78	2.88
		AMPS	7.9	8.0	8.3	8.6	8.5	8.7	9.0	9.3	9.2	9.4	9.7	10.1	9.8	10.1	10.4	10.8	10.4	10.7	11.1	11.5	11.1	11.3	11.7	12.2
	1200	HI PR	221	238	251	262	248	267	282	294	282	303	320	334	321	346	365	381	361	389	411	428	399	430	454	473
		LO PR	110	117	128	137	117	124	135	144	121	129	141	150	127	135	148	157	133	142	155	165	138	147	160	171
		MBh	34.1	34.8	37.2	39.8	33.3	34.0	36.3	38.8	32.5	33.2	35.5	37.9	31.7	32.4	34.6	37.0	30.1	30.8	32.9	35.1	27.9	28.5	30.4	32.5
		S/T	0.90	0.85	0.69	0.51	0.94	0.88	0.71	0.53	0.96	0.90	0.73	0.55	0.99	0.93	0.76	0.56	1.00	0.96	0.78	0.59	1.00	0.97	0.79	0.59
		Delta T	24	23	20	16	24	23	20	16	24	23	20	16	24	23	20	16	23	23	20	16	21	21	18	15
1050	KW	2.00	2.04	2.11	2.18	2.16	2.20	2.28	2.35	2.30	2.35	2.42	2.51	2.42	2.47	2.55	2.64	2.52	2.58	2.66	2.76	2.61	2.67	2.76	2.86	
	AMPS	7.8	8.0	8.2	8.5	8.4	8.6	8.9	9.2	9.1	9.3	9.6	10.0	9.7	10.0	10.3	10.7	10.4	10.6	11.0	11.4	11.0	11.2	11.6	12.0	
	HI PR	219	235	249	259	245	264	279	291	279	300	317	331	318	342	361	377	358	385	406	424	395	425	449	468	
	LO PR	109	116	127	135	115	123	134	143	120	128	139	148	126	134	146	156	132	141	153	163	137	145	159	169	
	MBh	31.4	32.1	34.3	36.7	30.7	31.4	33.5	35.8	30.0	30.6	32.7	35.0	29.3	29.9	31.9	34.1	27.8	28.4	30.3	32.4	25.7	26.3	28.1	30.0	
85	1350	S/T	0.87	0.82	0.66	0.50	0.90	0.85	0.69	0.51	0.92	0.87	0.71	0.53	0.95	0.90	0.73	0.54	0.99	0.93	0.76	0.57	1.00	0.94	0.76	0.57
		Delta T	24	23	20	16	24	23	20	16	24	23	20	16	24	23	20	16	24	23	20	16	23	22	19	15
		KW	1.95	1.99	2.06	2.12	2.10	2.15	2.22	2.29	2.24	2.29	2.36	2.44	2.36	2.41	2.49	2.57	2.46	2.51	2.60	2.68	2.54	2.60	2.69	2.78
		AMPS	7.6	7.8	8.0	8.3	8.2	8.4	8.6	9.0	8.9	9.1	9.4	9.7	9.5	9.7	10.0	10.4	10.1	10.3	10.7	11.1	10.7	10.9	11.3	11.7
		HI PR	212	228	241	251	238	256	271	282	271	291	308	321	308	332	350	366	347	373	394	411	383	413	436	454
	1200	LO PR	106	113	123	131	112	119	130	139	116	124	135	144	122	130	142	151	128	136	149	158	133	141	154	164
		MBh	35.71	36.40	38.12	40.67	34.88	35.55	37.23	39.72	34.04	34.70	36.35	38.78	33.21	33.86	35.46	37.83	31.55	32.16	33.69	35.94	29.23	29.79	31.20	33.29
		S/T	0.99	0.96	0.86	0.70	1.00	0.99	0.90	0.73	1.00	1.00	0.92	0.74	1.00	1.00	0.95	0.77	1.00	1.00	0.98	0.80	1.00	1.00	0.99	0.80
		Delta T	24	24	22	19	24	24	23	20	23	24	23	20	23	23	23	20	21	22	23	20	20	20	21	18
		KW	2.03	2.08	2.14	2.21	2.19	2.24	2.31	2.39	2.33	2.39	2.46	2.55	2.46	2.51	2.60	2.69	2.56	2.62	2.71	2.80	2.66	2.72	2.81	2.91
1050	AMPS	7.9	8.1	8.4	8.7	8.6	8.8	9.0	9.4	9.3	9.5	9.8	10.2	9.9	10.2	10.5	10.9	10.5	10.8	11.2	11.6	11.2	11.4	11.8	12.3	
	HI PR	223	240	254	264	250	269	285	297	285	306	324	338	324	349	369	384	365	393	415	432	403	434	458	478	
	LO PR	111	119	129	138	118	125	137	146	122	130	142	151	129	137	149	159	135	143	157	167	139	148	162	172	
	MBh	34.7	35.3	37.0	39.5	33.9	34.5	36.1	38.6	33.1	33.7	35.3	37.6	32.2	32.9	34.4	36.7	30.6	31.2	32.7	34.9	28.4	28.9	30.3	32.3	
	S/T	0.95	0.91	0.82	0.67	0.98	0.95	0.85	0.69	1.00	0.97	0.88	0.71	1.00	1.00	0.90	0.73	1.00	1.00	0.94	0.76	1.00	1.00	0.95	0.77	
85	Delta T	25	25	23	20	25	25	24	20	25	25	24	20	25	25	24	21	23	24	24	20	22	22	22	19	
	KW	2.02	2.06	2.13	2.20	2.17	2.22	2.29	2.37	2.31	2.37	2.44	2.53	2.44	2.49	2.58	2.66	2.54	2.60	2.69	2.78	2.63	2.69	2.78	2.88	
	AMPS	7.9	8.0	8.3	8.6	8.5	8.7	9.0	9.3	9.2	9.4	9.7	10.1	9.8	10.1	10.4	10.8	10.4	10.7	11.1	11.5	11.1	11.3	11.7	12.2	
	HI PR	221	238	251	262	248	267	282	294	282	303	320	334	321	346	365	381	361	389	411	428	399	430	454	473	
	LO PR	110	117	128	137	117	124	135	144	121	129	141	150	127	135	148	157	133	142	155	165	138	147	160	171	

Shaded area is ARI Rating Conditions IDB: Entering Indoor Dry Bulb Temperature KW=Total system power AMPS=outdoor unit amps (comp.+fan)
 High and low pressures are measured at the liquid and suction service valves. KW=Total system power AMPS=outdoor unit amps (comp.+fan)

COOLING PERFORMANCE DATA

SSZ160481A*

EXPANDED PERFORMANCE DATA

COOLING OPERATION

MODEL: SSZ160481A* / CA*F4860*6A* + TXV / MBE2000**~1 Design Subcooling 7 ± 2 °F @ the liquid service valve, ARI 95 test conditions

IDB*	Airflow	Outdoor Ambient Temperature												AMPS=total system power	AMPS=outdoor unit amps (comp. +fan)											
		65			75			85			95					105			115							
		59	63	67	71	59	63	67	71	59	63	67	71			59	63	67	71	59	63	67	71			
70	1744	MBh	46.5	48.2	52.9	-	45.5	47.1	51.6	-	44.4	46.0	50.4	-	43.3	44.9	49.2	-	41.1	42.6	46.7	-	38.1	39.5	43.3	-
		S/T	0.77	0.64	0.45	-	0.80	0.67	0.46	-	0.82	0.69	0.47	-	0.85	0.71	0.49	-	0.88	0.73	0.51	-	0.89	0.74	0.51	-
		DeltaT	19	16	12	-	19	17	13	-	19	17	13	-	19	17	13	-	19	16	13	-	18	15	12	-
		KW	2.68	2.73	2.82	-	2.88	2.94	3.04	-	3.06	3.13	3.23	-	3.22	3.29	3.40	-	3.35	3.43	3.54	-	3.47	3.55	3.66	-
		AMPS	10.2	10.4	10.8	-	11.0	11.3	11.6	-	11.9	12.2	12.6	-	12.8	13.1	13.5	-	13.6	13.9	14.4	-	14.4	14.8	15.3	-
	1550	HI PR	213	229	242	-	239	257	271	-	272	292	309	-	309	333	351	-	348	374	395	-	384	414	437	-
		LO PR	110	117	128	-	116	124	135	-	121	128	140	-	127	135	147	-	133	141	154	-	137	146	160	-
		MBh	45.2	46.8	51.3	-	44.1	45.7	50.1	-	43.1	44.7	48.9	-	42.0	43.6	47.7	-	39.9	41.4	45.4	-	37.0	38.3	42.0	-
		S/T	0.74	0.61	0.43	-	0.76	0.64	0.44	-	0.78	0.65	0.45	-	0.81	0.67	0.47	-	0.84	0.70	0.48	-	0.85	0.71	0.49	-
		DeltaT	20	17	13	-	20	17	13	-	20	17	13	-	20	17	13	-	20	17	13	-	19	16	12	-
1356	KW	2.66	2.71	2.80	-	2.86	2.92	3.01	-	3.04	3.10	3.20	-	3.19	3.26	3.37	-	3.33	3.40	3.51	-	3.44	3.52	3.63	-	
	AMPS	10.1	10.3	10.7	-	10.9	11.2	11.5	-	11.8	12.1	12.5	-	12.7	13.0	13.4	-	13.5	13.8	14.3	-	14.3	14.6	15.1	-	
	HI PR	211	227	239	-	236	254	269	-	269	289	306	-	306	330	348	-	345	371	391	-	381	410	433	-	
	LO PR	109	116	126	-	115	122	134	-	119	127	139	-	126	134	146	-	132	140	153	-	136	145	158	-	
	MBh	41.7	43.2	47.4	-	40.7	42.2	46.3	-	39.8	41.2	45.2	-	38.8	40.2	44.1	-	36.9	38.2	41.9	-	34.1	35.4	38.8	-	
75	1744	S/T	0.71	0.59	0.41	-	0.74	0.61	0.43	-	0.75	0.63	0.44	-	0.78	0.65	0.45	-	0.81	0.67	0.47	-	0.81	0.68	0.47	-
		DeltaT	20	17	13	-	20	18	13	-	20	18	13	-	20	18	13	-	20	17	13	-	19	16	12	-
		KW	2.60	2.65	2.73	-	2.79	2.85	2.94	-	2.96	3.03	3.12	-	3.11	3.18	3.28	-	3.24	3.31	3.42	-	3.35	3.43	3.54	-
		AMPS	9.8	10.0	10.4	-	10.6	10.9	11.2	-	11.5	11.8	12.2	-	12.3	12.6	13.0	-	13.1	13.4	13.9	-	13.9	14.2	14.7	-
		HI PR	204	220	232	-	229	247	261	-	261	281	296	-	297	320	338	-	334	360	380	-	369	397	420	-
	1550	LO PR	106	112	123	-	112	119	130	-	116	123	135	-	122	130	141	-	128	136	148	-	132	140	153	-
		MBh	47.3	48.7	52.8	56.6	46.2	47.6	51.5	55.3	45.1	46.5	50.3	54.0	44.0	45.3	49.1	52.7	41.8	43.1	46.6	50.0	38.7	39.9	43.2	46.3
		S/T	0.88	0.78	0.59	0.38	0.91	0.81	0.62	0.40	0.93	0.83	0.63	0.41	0.96	0.86	0.65	0.42	1.00	0.89	0.68	0.44	1.00	0.90	0.68	0.44
		DeltaT	22	20	17	11	22	20	17	12	22	20	17	12	22	21	17	12	22	20	17	11	20	19	16	11
		KW	2.70	2.76	2.84	2.93	2.90	2.97	3.06	3.16	3.09	3.15	3.25	3.36	3.25	3.32	3.42	3.54	3.38	3.46	3.57	3.69	3.50	3.58	3.69	3.82
1356	AMPS	10.3	10.5	10.9	11.3	11.1	11.4	11.7	12.2	12.1	12.4	12.8	13.2	12.9	13.2	13.6	14.2	13.7	14.1	14.5	15.1	14.5	14.9	15.4	16.0	
	HI PR	215	231	244	255	241	260	274	286	274	295	312	325	312	336	355	370	352	378	399	417	388	418	441	460	
	LO PR	111	118	129	137	117	125	136	145	122	130	142	151	128	136	149	158	134	143	156	166	139	148	161	172	
	MBh	46.0	47.3	51.2	55.0	44.9	46.2	50.0	53.7	43.8	45.1	48.8	52.4	42.8	44.0	47.6	51.1	40.6	41.8	45.3	48.6	37.6	38.7	41.9	45.0	
	S/T	0.84	0.75	0.57	0.36	0.87	0.78	0.59	0.38	0.89	0.80	0.60	0.39	0.92	0.82	0.62	0.40	0.95	0.85	0.64	0.41	0.96	0.86	0.65	0.42	
75	1550	DeltaT	23	21	17	12	23	21	17	12	23	21	17	12	23	21	18	12	23	21	17	12	21	20	16	11
		KW	2.68	2.73	2.82	2.91	2.88	2.94	3.04	3.13	3.06	3.13	3.23	3.33	3.22	3.29	3.40	3.51	3.35	3.43	3.54	3.66	3.47	3.55	3.66	3.79
		AMPS	10.2	10.4	10.8	11.2	11.0	11.3	11.6	12.1	11.9	12.2	12.6	13.1	12.8	13.1	13.5	14.0	13.6	13.9	14.4	14.9	14.4	14.8	15.3	15.8
		HI PR	213	229	242	252	239	257	271	283	272	292	309	322	309	333	352	367	348	375	395	412	385	414	437	456
		LO PR	110	117	128	136	116	124	135	144	121	128	140	149	127	135	147	157	133	141	154	164	137	146	160	170
	1356	MBh	42.4	43.7	47.3	50.7	41.4	42.7	46.2	49.6	40.4	41.6	45.1	48.4	39.5	40.6	44.0	47.2	37.5	38.6	41.8	44.8	34.7	35.8	38.7	41.5
		S/T	0.81	0.72	0.55	0.35	0.84	0.75	0.57	0.36	0.86	0.77	0.58	0.37	0.89	0.79	0.60	0.39	0.92	0.82	0.62	0.40	0.93	0.83	0.63	0.40
		DeltaT	23	21	18	12	23	22	18	12	24	22	18	12	24	22	18	12	24	22	18	12	22	20	16	11
		KW	2.62	2.67	2.75	2.84	2.81	2.87	2.96	3.06	2.99	3.05	3.15	3.25	3.14	3.21	3.31	3.42	3.27	3.34	3.45	3.57	3.38	3.46	3.57	3.69
		AMPS	9.9	10.1	10.5	10.9	10.7	11.0	11.3	11.7	11.6	11.9	12.3	12.8	12.4	12.7	13.1	13.6	13.2	13.5	14.0	14.5	14.0	14.3	14.8	15.4
75	1356	HI PR	206	222	235	245	232	249	263	275	263	284	299	312	300	323	341	356	338	363	384	400	373	401	424	442
		LO PR	107	113	124	132	113	120	131	139	117	125	136	145	123	131	143	152	129	137	150	159	133	142	155	165
		MBh	47.3	48.7	52.8	56.6	46.2	47.6	51.5	55.3	45.1	46.5	50.3	54.0	44.0	45.3	49.1	52.7	41.8	43.1	46.6	50.0	38.7	39.9	43.2	46.3
		S/T	0.88	0.78	0.59	0.38	0.91	0.81	0.62	0.40	0.93	0.83	0.63	0.41	0.96	0.86	0.65	0.42	1.00	0.89	0.68	0.44	1.00	0.90	0.68	0.44
		DeltaT	22	20	17	11	22	20	17	12	22	20	17	12	22	21	17	12	22	20	17	11	20	19	16	11

Shaded area is ACCA (TVA) conditions
 High and low pressures are measured at the liquid and suction service valves.
 IDB: Entering Indoor Dry Bulb Temperature
 KW=Total system power
 AMPS=total system power
 AMPS=outdoor unit amps (comp. +fan)

COOLING PERFORMANCE DATA

SSZ160481A*

EXPANDED PERFORMANCE DATA

COOLING OPERATION

MODEL: SSZ160481A* / CA*F4860*6A* + TXV / MBE2000**~1 Design Subcooling 7 ± 2 °F @ the liquid service valve, ARI 95 test conditions

IDB*	Airflow	Outdoor Ambient Temperature												Outdoor Ambient Temperature																	
		65						75						85						105						115					
		59	63	67	71	75	79	59	63	67	71	75	79	59	63	67	71	75	79	59	63	67	71	75	79	59	63	67	71	75	79
80	1744	MBh	48.2	49.2	52.6	56.2	47.1	48.1	51.4	54.9	45.9	46.9	50.1	53.6	44.8	45.8	48.9	52.3	42.6	43.5	46.5	49.7	39.4	40.3	43.1	46.0					
		S/T	0.96	0.90	0.73	0.55	1.00	0.94	0.76	0.57	1.00	0.96	0.78	0.58	1.00	1.00	0.81	0.60	1.00	1.00	1.00	0.84	0.63	1.00	1.00	0.84	0.63				
		DeltaT	24	23	20	16	25	24	21	16	24	24	21	16	24	24	21	17	22	23	20	16	21	21	19	15					
		KW	2.72	2.78	2.87	2.96	2.93	2.99	3.09	3.19	3.11	3.18	3.28	3.39	3.27	3.24	3.34	3.45	3.57	3.41	3.49	3.60	3.72	3.53	3.61	3.73	3.85				
		AMPS	10.4	10.6	11.0	11.4	11.2	11.5	11.8	12.3	12.2	12.5	12.9	13.4	13.0	13.3	13.8	14.3	13.8	14.2	14.7	15.2	14.7	15.0	15.5	16.1					
		HIPR	217	234	247	257	244	262	277	289	277	298	315	328	316	340	359	374	355	382	403	421	392	422	446	465					
		LO PR	112	119	130	139	118	126	138	147	123	131	143	152	129	138	150	160	136	144	157	168	140	149	163	173					
		MBh	46.8	47.8	51.1	54.6	45.7	46.7	49.9	53.3	44.6	45.6	48.7	52.0	43.5	44.5	47.5	50.8	41.3	42.2	45.1	48.2	38.3	39.1	41.8	44.7					
		S/T	0.92	0.86	0.70	0.52	0.95	0.89	0.73	0.54	0.98	0.91	0.74	0.56	1.00	0.94	0.77	0.57	1.00	0.98	0.80	0.60	1.00	0.99	0.80	0.60					
		DeltaT	25	24	21	17	26	25	21	17	26	25	21	17	26	25	22	17	25	25	21	17	23	23	20	16					
KW	2.70	2.76	2.84	2.93	2.91	2.97	3.06	3.16	3.09	3.15	3.25	3.36	3.25	3.32	3.43	3.54	3.38	3.46	3.57	3.69	3.50	3.58	3.69	3.82							
AMPS	10.3	10.5	10.9	11.3	11.1	11.4	11.7	12.2	12.1	12.4	12.8	13.2	12.9	13.2	13.6	14.2	13.7	14.1	14.5	15.1	14.5	14.9	15.4	16.0							
HIPR	215	231	244	255	241	260	274	286	274	295	312	325	312	336	355	370	352	378	399	417	388	418	441	460							
LO PR	111	118	129	137	117	125	136	145	122	130	142	151	128	136	149	158	134	143	156	166	139	148	161	172							
MBh	43.2	44.1	47.1	50.4	42.2	43.1	46.0	49.2	41.2	42.1	44.9	48.0	40.2	41.0	43.8	46.9	38.2	39.0	41.7	44.5	35.3	36.1	38.6	41.2							
S/T	0.88	0.83	0.68	0.50	0.92	0.86	0.70	0.52	0.94	0.88	0.72	0.54	0.97	0.91	0.74	0.55	1.01	0.94	0.77	0.57	1.02	0.95	0.78	0.58							
DeltaT	26	25	22	17	26	25	22	17	26	25	22	17	26	25	22	18	26	25	22	17	24	23	20	16							
KW	2.64	2.69	2.77	2.86	2.84	2.90	2.99	3.08	3.01	3.08	3.17	3.28	3.17	3.24	3.34	3.45	3.30	3.37	3.48	3.60	3.41	3.49	3.60	3.72							
AMPS	10.0	10.2	10.6	11.0	10.8	11.1	11.4	11.8	11.7	12.0	12.4	12.9	12.5	12.8	13.3	13.8	13.3	13.7	14.1	14.7	14.1	14.5	15.0	15.5							
HIPR	209	224	237	247	234	252	266	277	266	286	302	315	303	326	344	359	341	367	388	404	377	405	428	447							
LO PR	108	115	125	133	114	121	132	141	118	126	137	146	124	132	144	154	130	139	151	161	135	143	156	167							
85	1744	MBh	49.0	50.0	52.3	55.8	47.9	48.8	51.1	54.5	46.7	47.6	49.9	53.2	45.6	46.5	48.7	51.9	43.3	44.2	46.2	49.3	40.1	40.9	42.8	45.7					
		S/T	1.00	0.97	0.88	0.71	1.00	1.00	0.91	0.74	1.00	1.00	0.93	0.76	1.00	1.00	0.96	0.78	1.00	1.00	1.00	0.81	1.00	1.00	1.00	0.82					
		DeltaT	26	26	24	21	25	26	25	21	25	25	25	21	24	25	25	21	23	23	24	21	21	22	23	20					
		KW	2.74	2.80	2.89	2.98	2.95	3.02	3.11	3.21	3.14	3.20	3.31	3.42	3.30	3.37	3.48	3.60	3.44	3.51	3.63	3.75	3.56	3.64	3.76	3.88					
		AMPS	10.5	10.7	11.1	11.5	11.3	11.6	12.0	12.4	12.3	12.6	13.0	13.5	13.1	13.4	13.9	14.4	14.0	14.3	14.8	15.4	14.8	15.2	15.7	16.3					
		HIPR	219	236	249	260	246	265	280	292	280	301	318	332	319	343	362	378	359	386	408	425	396	426	450	470					
		LO PR	113	121	132	140	120	127	139	148	124	132	144	154	131	139	152	162	137	146	159	169	142	151	164	175					
		MBh	47.6	48.5	50.8	54.2	46.5	47.4	49.6	52.9	45.4	46.3	48.4	51.7	44.3	45.1	47.3	50.4	42.1	42.9	44.9	47.9	39.0	39.7	41.6	44.4					
		S/T	0.96	0.93	0.84	0.68	1.00	0.96	0.87	0.70	1.00	0.99	0.89	0.72	1.00	1.00	0.92	0.75	1.00	1.00	0.95	0.77	1.00	1.00	0.96	0.78					
		DeltaT	27	27	25	22	27	27	26	22	27	27	26	22	26	27	26	22	25	25	25	22	23	24	24	21					
KW	2.72	2.78	2.87	2.96	2.93	2.99	3.09	3.19	3.11	3.18	3.28	3.39	3.27	3.34	3.45	3.57	3.41	3.49	3.60	3.72	3.53	3.61	3.73	3.85							
AMPS	10.4	10.6	11.0	11.4	11.2	11.5	11.8	12.3	12.2	12.5	12.9	13.4	13.0	13.3	13.8	14.3	13.8	14.2	14.7	15.2	14.7	15.0	15.5	16.1							
HIPR	217	234	247	257	244	262	277	289	277	298	315	328	316	340	359	374	355	382	403	421	392	422	446	465							
LO PR	112	119	130	139	118	126	138	147	123	131	143	152	129	138	150	160	136	144	157	168	140	149	163	173							
MBh	43.9	44.8	46.9	50.0	42.9	43.7	45.8	48.9	41.9	42.7	44.7	47.7	40.9	41.7	43.6	46.5	38.8	39.6	41.4	44.2	36.0	36.7	38.4	41.0							
S/T	0.93	0.90	0.81	0.66	0.96	0.93	0.84	0.68	0.99	0.95	0.86	0.70	1.00	0.98	0.89	0.72	1.00	1.00	0.92	0.75	1.00	1.00	0.93	0.75							
DeltaT	28	27	26	22	28	28	26	22	28	28	26	23	28	28	26	23	26	27	26	22	24	25	24	21							
KW	2.66	2.71	2.80	2.89	2.86	2.92	3.01	3.11	3.04	3.10	3.20	3.30	3.19	3.26	3.37	3.48	3.32	3.40	3.51	3.63	3.44	3.52	3.63	3.75							
AMPS	10.1	10.3	10.7	11.1	10.9	11.2	11.5	12.0	11.8	12.1	12.5	13.0	12.6	13.0	13.4	13.9	13.5	13.8	14.3	14.8	14.3	14.6	15.1	15.7							
HIPR	211	227	239	250	236	254	269	280	269	289	305	319	306	329	348	363	344	371	391	408	381	410	432	451							
LO PR	109	116	126	135	115	122	133	142	119	127	139	148	125	133	146	155	131	140	153	163	136	145	158	168							

Shaded area is ARI Rating Conditions IDB: Entering Indoor Dry Bulb Temperature KW= Total system power AMPS=outdoor unit amps (comp. +fan)
 High and low pressures are measured at the liquid and suction service valves.

COOLING PERFORMANCE DATA

SSZ160601A*

EXPANDED PERFORMANCE DATA **COOLING OPERATION**

MODEL: SSZ160601A* / CA*F4860*6A* + TXV / MBE2000**-1 Design Subcooling 7 ± 2 °F @ the liquid service valve, ARI 95 test conditions

IDB*	Airflow	65												75												85												95												105												115																																																																																				
		59				63				67				71				59				63				67				71				59				63				67				71				59				63				67				71																																																																																				
		Entering Indoor Wet Bulb Temperature												Entering Indoor Wet Bulb Temperature												Entering Indoor Wet Bulb Temperature												Entering Indoor Wet Bulb Temperature												Entering Indoor Wet Bulb Temperature												Entering Indoor Wet Bulb Temperature																																																																																				
70	2025	MBh	55.9	57.9	63.4	-	54.6	56.5	62.0	-	53.3	55.2	60.5	-	52.0	53.9	59.0	-	49.4	51.2	56.1	-	45.7	47.4	51.9	-	55.9	57.9	63.4	-	54.6	56.5	62.0	-	53.3	55.2	60.5	-	52.0	53.9	59.0	-	49.4	51.2	56.1	-	45.7	47.4	51.9	-	55.9	57.9	63.4	-	54.6	56.5	62.0	-	53.3	55.2	60.5	-	52.0	53.9	59.0	-	49.4	51.2	56.1	-	45.7	47.4	51.9	-	55.9	57.9	63.4	-	54.6	56.5	62.0	-	53.3	55.2	60.5	-	52.0	53.9	59.0	-	49.4	51.2	56.1	-	45.7	47.4	51.9	-	55.9	57.9	63.4	-	54.6	56.5	62.0	-	53.3	55.2	60.5	-	52.0	53.9	59.0	-	49.4	51.2	56.1	-	45.7	47.4	51.9	-	55.9	57.9	63.4	-	54.6	56.5	62.0	-	53.3	55.2	60.5	-	52.0	53.9	59.0	-	49.4	51.2	56.1	-	45.7	47.4	51.9	-
		S/T	0.74	0.62	0.43	-	0.77	0.64	0.44	-	0.79	0.66	0.46	-	0.81	0.68	0.47	-	0.84	0.70	0.49	-	0.85	0.71	0.49	-	0.74	0.62	0.43	-	0.77	0.64	0.44	-	0.79	0.66	0.46	-	0.81	0.68	0.47	-	0.84	0.70	0.49	-	0.85	0.71	0.49	-	0.74	0.62	0.43	-	0.77	0.64	0.44	-	0.79	0.66	0.46	-	0.81	0.68	0.47	-	0.84	0.70	0.49	-	0.85	0.71	0.49	-	0.74	0.62	0.43	-	0.77	0.64	0.44	-	0.79	0.66	0.46	-	0.81	0.68	0.47	-	0.84	0.70	0.49	-	0.85	0.71	0.49	-	0.74	0.62	0.43	-	0.77	0.64	0.44	-	0.79	0.66	0.46	-	0.81	0.68	0.47	-	0.84	0.70	0.49	-	0.85	0.71	0.49	-	0.74	0.62	0.43	-	0.77	0.64	0.44	-	0.79	0.66	0.46	-	0.81	0.68	0.47	-	0.84	0.70	0.49	-	0.85	0.71	0.49	-
		Delta T	19	16	12	-	19	16	13	-	19	16	13	-	19	17	13	-	19	16	12	-	18	15	12	-	19	16	12	-	19	16	13	-	19	16	13	-	19	17	13	-	19	16	12	-	18	15	12	-	19	16	12	-	19	16	13	-	19	16	13	-	19	17	13	-	19	16	12	-	18	15	12	-	19	16	12	-	19	16	13	-	19	16	13	-	19	17	13	-	19	16	12	-	18	15	12	-	19	16	12	-	19	16	13	-	19	16	13	-	19	17	13	-	19	16	12	-	18	15	12	-	19	16	12	-	19	16	13	-	19	16	13	-	19	17	13	-	19	16	12	-	18	15	12	-
		KW	3.57	3.65	3.77	-	3.85	3.94	4.07	-	4.10	4.20	4.34	-	4.32	4.42	4.57	-	4.51	4.61	4.77	-	4.67	4.78	4.94	-	3.57	3.65	3.77	-	3.85	3.94	4.07	-	4.10	4.20	4.34	-	4.32	4.42	4.57	-	4.51	4.61	4.77	-	4.67	4.78	4.94	-	3.57	3.65	3.77	-	3.85	3.94	4.07	-	4.10	4.20	4.34	-	4.32	4.42	4.57	-	4.51	4.61	4.77	-	4.67	4.78	4.94	-	3.57	3.65	3.77	-	3.85	3.94	4.07	-	4.10	4.20	4.34	-	4.32	4.42	4.57	-	4.51	4.61	4.77	-	4.67	4.78	4.94	-	3.57	3.65	3.77	-	3.85	3.94	4.07	-	4.10	4.20	4.34	-	4.32	4.42	4.57	-	4.51	4.61	4.77	-	4.67	4.78	4.94	-	3.57	3.65	3.77	-	3.85	3.94	4.07	-	4.10	4.20	4.34	-	4.32	4.42	4.57	-	4.51	4.61	4.77	-	4.67	4.78	4.94	-
		AMPS	13.1	13.5	13.9	-	14.2	14.6	15.1	-	15.5	15.9	16.4	-	16.6	17.0	17.6	-	17.7	18.1	18.7	-	18.8	19.2	19.9	-	13.1	13.5	13.9	-	14.2	14.6	15.1	-	15.5	15.9	16.4	-	16.6	17.0	17.6	-	17.7	18.1	18.7	-	18.8	19.2	19.9	-	13.1	13.5	13.9	-	14.2	14.6	15.1	-	15.5	15.9	16.4	-	16.6	17.0	17.6	-	17.7	18.1	18.7	-	18.8	19.2	19.9	-	13.1	13.5	13.9	-	14.2	14.6	15.1	-	15.5	15.9	16.4	-	16.6	17.0	17.6	-	17.7	18.1	18.7	-	18.8	19.2	19.9	-	13.1	13.5	13.9	-	14.2	14.6	15.1	-	15.5	15.9	16.4	-	16.6	17.0	17.6	-	17.7	18.1	18.7	-	18.8	19.2	19.9	-	13.1	13.5	13.9	-	14.2	14.6	15.1	-	15.5	15.9	16.4	-	16.6	17.0	17.6	-	17.7	18.1	18.7	-	18.8	19.2	19.9	-
		HI PR	214	230	243	-	240	258	273	-	273	294	310	-	311	334	353	-	350	376	397	-	386	416	439	-	214	230	243	-	240	258	273	-	273	294	310	-	311	334	353	-	350	376	397	-	386	416	439	-	214	230	243	-	240	258	273	-	273	294	310	-	311	334	353	-	350	376	397	-	386	416	439	-	214	230	243	-	240	258	273	-	273	294	310	-	311	334	353	-	350	376	397	-	386	416	439	-	214	230	243	-	240	258	273	-	273	294	310	-	311	334	353	-	350	376	397	-	386	416	439	-	214	230	243	-	240	258	273	-	273	294	310	-	311	334	353	-	350	376	397	-	386	416	439	-
		LO PR	101	107	117	-	107	113	124	-	111	118	129	-	116	124	135	-	122	130	142	-	126	134	146	-	101	107	117	-	107	113	124	-	111	118	129	-	116	124	135	-	122	130	142	-	126	134	146	-	101	107	117	-	107	113	124	-	111	118	129	-	116	124	135	-	122	130	142	-	126	134	146	-	101	107	117	-	107	113	124	-	111	118	129	-	116	124	135	-	122	130	142	-	126	134	146	-	101	107	117	-	107	113	124	-	111	118	129	-	116	124	135	-	122	130	142	-	126	134	146	-	101	107	117	-	107	113	124	-	111	118	129	-	116	124	135	-	122	130	142	-	126	134	146	-
1800	1800	MBh	54.2	56.2	61.6	-	53.0	54.9	60.1	-	51.7	53.6	58.7	-	50.4	52.3	57.3	-	47.9	49.7	54.4	-	44.4	46.0	50.4	-	54.2	56.2	61.6	-	53.0	54.9	60.1	-	51.7	53.6	58.7	-	50.4	52.3	57.3	-	47.9	49.7	54.4	-	44.4	46.0	50.4	-	54.2	56.2	61.6	-	53.0	54.9	60.1	-	51.7	53.6	58.7	-	50.4	52.3	57.3	-	47.9	49.7	54.4	-	44.4	46.0	50.4	-	54.2	56.2	61.6	-	53.0	54.9	60.1	-	51.7	53.6	58.7	-	50.4	52.3	57.3	-	47.9	49.7	54.4	-	44.4	46.0	50.4	-	54.2	56.2	61.6	-	53.0	54.9	60.1	-	51.7	53.6	58.7	-	50.4	52.3	57.3	-	47.9	49.7	54.4	-	44.4	46.0	50.4	-	54.2	56.2	61.6	-	53.0	54.9	60.1	-	51.7	53.6	58.7	-	50.4	52.3	57.3	-	47.9	49.7	54.4	-	44.4	46.0	50.4	-
		S/T	0.71	0.59	0.41	-	0.73	0.61	0.42	-	0.75	0.63	0.43	-	0.78	0.65	0.45	-	0.80	0.67	0.47	-	0.81	0.68	0.47	-	0.71	0.59	0.41	-	0.73	0.61	0.42	-	0.75	0.63	0.43	-	0.78	0.65	0.45	-	0.80	0.67	0.47	-	0.81	0.68	0.47	-	0.71	0.59	0.41	-	0.73	0.61	0.42	-	0.75	0.63	0.43	-	0.78	0.65	0.45	-	0.80	0.67	0.47	-	0.81	0.68	0.47	-	0.71	0.59	0.41	-	0.73	0.61	0.42	-	0.75	0.63	0.43	-	0.78	0.65	0.45	-	0.80	0.67	0.47	-	0.81	0.68	0.47	-	0.71	0.59	0.41	-	0.73	0.61	0.42	-	0.75	0.63	0.43	-	0.78	0.65	0.45	-	0.80	0.67	0.47	-	0.81	0.68	0.47	-																								
		Delta T	20	17	13	-	20	17	13	-	20	17	13	-	20	17	13	-	20	17	13	-	18	16	12	-	20	17	13	-	20	17	13	-	20	17	13	-	20	17	13	-	20	17	13	-	18	16	12	-	20	17	13	-	20	17	13	-	20	17	13	-	20	17	13	-	20	17	13	-	18	16	12	-	20	17	13	-	20	17	13	-	20	17	13	-	20	17	13	-	20	17	13	-	18	16	12	-	20	17	13	-	20	17	13	-	20	17	13	-	20	17	13	-	20	17	13	-	18	16	12	-																								
		KW	3.54	3.62	3.74	-	3.82	3.91	4.04	-	4.07	4.16	4.30	-	4.29	4.38	4.53	-	4.47	4.58	4.73	-	4.63	4.74	4.90	-	3.54	3.62	3.74	-	3.82	3.91	4.04	-	4.07	4.16	4.30	-	4.29	4.38	4.53	-	4.47	4.58	4.73	-	4.63	4.74	4.90	-	3.54	3.62	3.74	-	3.82	3.91	4.04	-	4.07	4.16	4.30	-	4.29	4.38	4.53	-	4.47	4.58	4.73	-	4.63	4.74	4.90	-	3.54	3.62	3.74	-	3.82	3.91	4.04	-	4.07	4.16	4.30	-	4.29	4.38	4.53	-	4.47	4.58	4.73	-	4.63	4.74	4.90	-	3.54	3.62	3.74	-	3.82	3.91	4.04	-	4.07	4.16	4.30	-	4.29	4.38	4.53	-	4.47	4.58	4.73	-	4.63	4.74	4.																									

COOLING PERFORMANCE DATA

SSZ160601A*

EXPANDED PERFORMANCE DATA

EXPANDED PERFORMANCE DATA

COOLING OPERATION

MODEL: SSZ160601A* / CA*F4860*6A* + TXV / MBE2000**-1 Design Subcooling 7 ± 2 °F @ the liquid service valve, ARI 95 test conditions

IDB*	Airflow	Outdoor Ambient Temperature																													
		65					75					85					95					105					115				
		59	63	67	71	75	59	63	67	71	75	59	63	67	71	75	59	63	67	71	75	59	63	67	71	75	59	63	67	71	75
80	2025	MBh	57.8	59.1	63.1	67.5	56.5	57.7	61.6	65.9	55.1	56.3	60.2	64.3	53.8	55.0	58.7	62.8	51.1	52.2	55.8	59.6	47.3	48.4	51.7	55.2					
		S/T	0.92	0.87	0.71	0.53	0.96	0.90	0.73	0.55	1.00	0.92	0.75	0.56	1.00	0.95	0.77	0.58	1.00	1.00	0.80	0.60	1.00	1.00	0.81	0.61					
		Delta T	24	23	20	16	25	24	20	16	25	24	20	16	24	24	21	16	23	24	20	16	21	22	19	15					
		KW	3.63	3.71	3.83	3.96	3.92	4.01	4.14	4.28	4.17	4.27	4.41	4.56	4.40	4.50	4.65	4.81	4.59	4.70	4.86	5.02	4.76	4.86	5.03	5.21					
		AMPS	13.4	13.7	14.2	14.7	14.5	14.9	15.4	15.9	15.8	16.2	16.7	17.4	16.9	17.3	17.9	18.6	18.0	18.5	19.1	19.9	19.1	19.6	20.3	21.1					
	1800	HI PR	218	235	248	259	245	263	278	290	278	300	316	330	317	341	360	376	357	384	405	423	394	424	448	467					
		LO PR	103	109	120	127	109	116	126	134	113	120	131	140	119	126	138	147	124	132	144	154	129	137	149	159					
		MBh	56.1	57.4	61.3	65.5	54.8	56.0	59.9	64.0	53.5	54.7	58.4	62.5	52.2	53.4	57.0	60.9	49.6	50.7	54.2	57.9	45.9	46.9	50.2	53.6					
		S/T	0.88	0.83	0.67	0.50	0.91	0.86	0.70	0.52	0.94	0.88	0.71	0.53	0.97	0.91	0.74	0.55	1.00	0.94	0.77	0.57	1.00	0.95	0.77	0.58					
		Delta T	25	24	21	17	26	25	21	17	26	25	21	17	26	25	21	17	25	24	21	17	23	23	20	16					
1575	KW	3.60	3.68	3.80	3.93	3.89	3.97	4.10	4.24	4.14	4.23	4.37	4.52	4.36	4.46	4.61	4.77	4.55	4.66	4.81	4.98	4.71	4.82	4.99	5.16						
	AMPS	13.3	13.6	14.0	14.6	14.4	14.7	15.2	15.8	15.6	16.0	16.6	17.2	16.7	17.2	17.8	18.4	17.8	18.3	18.9	19.7	18.9	19.4	20.1	20.9						
	HI PR	216	232	245	256	242	261	275	287	276	297	313	327	314	338	357	372	353	380	401	419	390	420	444	463						
	LO PR	102	108	118	126	108	115	125	133	112	119	130	138	118	125	137	145	123	131	143	152	127	136	148	158						
	MBh	51.8	52.9	56.6	60.5	50.6	51.7	55.2	59.1	49.4	50.5	53.9	57.6	48.2	49.2	52.6	56.2	45.8	46.8	50.0	53.4	42.4	43.3	46.3	49.5						
1575	S/T	0.85	0.80	0.65	0.48	0.88	0.83	0.67	0.50	0.90	0.85	0.69	0.52	0.93	0.87	0.71	0.53	0.97	0.91	0.74	0.55	0.98	0.92	0.74	0.56						
	Delta T	26	25	21	17	26	25	22	17	26	25	22	17	26	25	22	17	26	25	22	17	24	23	20	16						
	KW	3.51	3.59	3.71	3.83	3.79	3.87	4.00	4.14	4.03	4.13	4.26	4.41	4.25	4.35	4.49	4.65	4.43	4.54	4.69	4.85	4.59	4.70	4.86	5.03						
	AMPS	12.9	13.2	13.6	14.2	14.0	14.3	14.8	15.4	15.2	15.6	16.1	16.7	16.3	16.7	17.2	17.9	17.3	17.8	18.4	19.1	18.4	18.9	19.5	20.3						
	HI PR	210	225	238	248	235	253	267	279	267	288	304	317	305	328	346	361	343	369	389	406	379	407	430	449						
LO PR	99	105	115	122	104	111	121	129	109	115	126	134	114	121	132	141	119	127	139	148	124	131	144	153							

85	2025	MBh	58.8	60.0	62.8	67.0	57.5	58.6	61.3	65.4	56.1	57.2	59.9	63.9	54.7	55.8	58.4	62.3	52.0	53.0	55.5	59.2	48.2	49.1	51.4	54.8
		S/T	0.97	0.93	0.84	0.68	1.00	0.97	0.87	0.71	1.00	0.99	0.90	0.73	1.00	1.00	0.93	0.75	1.00	1.00	0.96	0.78	1.00	1.00	0.97	0.79
		Delta T	26	25	24	21	26	26	24	21	25	26	24	21	25	25	25	21	24	24	24	21	22	22	23	20
		KW	3.66	3.74	3.86	3.99	3.95	4.04	4.17	4.31	4.21	4.30	4.45	4.60	4.44	4.54	4.69	4.85	4.63	4.74	4.90	5.07	4.80	4.91	5.07	5.25
		AMPS	13.5	13.8	14.3	14.8	14.6	15.0	15.5	16.1	15.9	16.3	16.9	17.5	17.1	17.5	18.1	18.8	18.2	18.6	19.3	20.0	19.3	19.8	20.5	21.3
	1800	HI PR	220	237	250	261	247	266	281	293	281	303	320	333	320	345	364	380	360	388	409	427	398	428	452	472
		LO PR	104	111	121	129	110	117	128	136	114	121	133	141	120	128	139	148	126	134	146	155	130	138	151	161
		MBh	57.1	58.2	61.0	65.0	55.8	56.9	59.6	63.5	54.5	55.5	58.1	62.0	53.1	54.2	56.7	60.5	50.5	51.4	53.9	57.5	46.7	47.7	49.9	53.2
		S/T	0.92	0.89	0.80	0.65	0.96	0.92	0.83	0.68	0.98	0.95	0.86	0.69	1.00	0.98	0.88	0.72	1.00	1.00	0.92	0.74	1.00	1.00	0.92	0.75
		Delta T	27	27	25	22	27	27	25	22	27	27	25	22	27	27	26	22	26	26	26	25	22	24	24	20
1575	KW	3.63	3.71	3.83	3.96	3.92	4.01	4.14	4.28	4.17	4.27	4.41	4.56	4.40	4.50	4.65	4.81	4.59	4.70	4.86	5.02	4.76	4.86	5.03	5.21	
	AMPS	13.4	13.7	14.2	14.7	14.5	14.9	15.4	15.9	15.8	16.2	16.7	17.4	16.9	17.3	17.9	18.6	18.0	18.5	19.1	19.9	19.1	19.6	20.3	21.1	
	HI PR	218	235	248	259	245	263	278	290	278	300	316	330	317	341	360	376	357	384	405	423	394	424	448	467	
	LO PR	103	109	120	127	109	116	126	134	113	120	131	140	119	126	138	147	124	132	144	154	129	137	149	159	
	MBh	52.7	53.7	56.3	60.0	51.5	52.5	55.0	58.6	50.3	51.2	53.7	57.2	49.0	50.0	52.3	55.8	46.6	47.5	49.7	53.1	43.1	44.0	46.1	49.1	
1575	S/T	0.89	0.86	0.78	0.63	0.92	0.89	0.80	0.65	0.95	0.91	0.82	0.67	0.98	0.94	0.85	0.69	1.00	0.98	0.88	0.72	1.00	0.99	0.89	0.72	
	Delta T	27	27	25	22	28	27	26	22	28	27	26	22	28	28	26	23	27	27	26	23	25	25	24	21	
	KW	3.54	3.62	3.74	3.86	3.82	3.91	4.03	4.17	4.07	4.16	4.30	4.44	4.29	4.38	4.53	4.69	4.47	4.57	4.73	4.89	4.63	4.74	4.90	5.07	
	AMPS	13.0	13.3	13.8	14.3	14.1	14.4	14.9	15.5	15.3	15.7	16.3	16.9	16.4	16.8	17.4	18.1	17.5	17.9	18.6	19.3	18.6	19.0	19.7	20.5	
	HI PR	212	228	240	251	237	256	270	281	270	291	307	320	308	331	350	365	346	372	393	410	382	411	434	453	
LO PR	100	106	116	123	105	112	122	130	110	117	127	136	115	122	134	142	121	128	140	149	125	133	145	154		

Shaded area is ARI Rating Conditions IDB: Entering Indoor Dry Bulb Temperature KW=Total system power AMPS=outdoor unit amps (comp. +fan)
High and low pressures are measured at the liquid and suction service valves.

PERFORMANCE DATA

SSZ160241A* / CA*F3636*6A*+TXV/ MBE1600**-1				
Conditions: 80°F IDB, 67°F IWB @ 875 CFM				
Outdoor Temp. ° F.	Total Btuh	Sensible Btuh	Latent Btuh	Total Watts
75°	25,200	18,540	6,660	1,645
80°	24,900	18,553	6,347	1,697
85°	24,600	18,559	6,041	1,749
90°	24,300	18,628	5,672	1,795
95°	24,000	18,690	5,310	1,841
100°	23,400	18,568	4,832	1,880
105°	22,800	18,428	4,372	1,919
110°	21,960	17,824	4,136	1,952
115°	21,120	17,213	3,907	1,986
TVA Conditions @ 95° OD DB, 75° OD DB. 63° OD WB				
95°	22,239	18,503	3,736	1,768

SSZ160361A* / CA*F4860*6A*+TXV/ MBE2000**-1				
Conditions: 80°F IDB, 67°F IWB @ 1200 CFM				
Outdoor Temp. ° F.	Total Btuh	Sensible Btuh	Latent Btuh	Total Watts
75°	36,330	25,939	10,391	2,276
80°	35,898	25,956	9,941	2,350
85°	35,465	25,966	9,499	2,424
90°	35,033	26,062	8,970	2,489
95°	34,600	26,149	8,451	2,554
100°	33,735	25,978	7,757	2,609
105°	32,870	25,783	7,087	2,665
110°	31,659	24,937	6,722	2,713
115°	30,448	24,083	6,365	2,760
TVA Conditions @ 95° OD DB, 75° OD DB. 63° OD WB				
95°	32,062	25,887	6,175	2,451

SSZ160481A* / CA*F4860*6A*+TXV/ MBE2000**-1				
Conditions: 80°F IDB, 67°F IWB @ 1550 CFM				
Outdoor Temp. ° F.	Total Btuh	Sensible Btuh	Latent Btuh	Total Watts
75°	49,875	36,207	13,668	3,061
80°	49,281	36,231	13,050	3,158
85°	48,688	36,244	12,444	3,255
90°	48,094	36,379	11,715	3,340
95°	47,500	36,499	11,001	3,425
100°	46,313	36,261	10,051	3,497
105°	45,125	35,988	9,137	3,570
110°	43,463	34,808	8,655	3,632
115°	41,800	33,616	8,184	3,695
TVA Conditions @ 95° OD DB, 75° OD DB. 63° OD WB				
95°	44,015	36,134	7,881	3,290

SSZ160601A* / CA*F4860*6A*+TXV/ MBE2000**-1				
Conditions: 80°F IDB, 67°F IWB @ 1800 CFM				
Outdoor Temp. ° F.	Total Btuh	Sensible Btuh	Latent Btuh	Total Watts
75°	59,850	41,729	18,121	4,105
80°	59,138	41,757	17,381	4,239
85°	58,425	41,772	16,653	4,374
90°	57,713	41,927	15,786	4,493
95°	57,000	42,066	14,934	4,612
100°	55,575	41,791	13,784	4,712
105°	54,150	41,477	12,673	4,813
110°	52,155	40,116	12,039	4,901
115°	50,160	38,743	11,417	4,988
TVA Conditions @ 95° OD DB, 75° OD DB. 63° OD WB				
95°	52,818	41,645	11,173	4,423

SPLIT SYSTEM HEATING PERFORMANCE

EXPANDED PERFORMANCE DATA

MODEL: SSZ160241A* / CA*F3636*6A* + TXV / MBE1600**-1

HEATING OPERATION

	Outdoor Ambient Temperature																	
	65	60	55	50	47	45	40	35	30	25	20	17	15	10	5	0	-5	-10
MBh	30.2	28.6	26.9	25.1	24.0	23.3	21.6	19.9	18.7	17.3	15.9	15.0	14.4	13.0	11.5	10.0	8.6	7.0
Delta T	31.9	30.2	28.4	26.6	25.4	24.6	22.9	21.1	19.8	18.3	16.8	15.9	15.3	13.7	12.2	10.6	9.0	7.4
KW	1.79	1.75	1.72	1.68	1.66	1.65	1.62	1.58	1.68	1.64	1.60	1.58	1.56	1.52	1.48	1.45	1.41	1.37
AMPS	8.4	7.8	7.3	6.9	6.7	6.6	6.2	5.9	5.7	5.4	5.2	5.1	5.0	4.7	4.4	4.2	3.9	3.5
COP	4.93	4.76	4.57	4.37	4.22	4.13	3.91	3.69	3.26	3.08	2.91	2.79	2.71	2.49	2.27	2.03	1.78	1.50
EER	16.9	16.3	15.6	14.9	14.4	14.1	13.4	12.6	11.2	10.5	9.9	9.5	9.3	8.5	7.7	6.9	6.1	5.1
HI PR	349	334	322	307	300	295	283	272	260	249	239	233	229	220	212	203	196	189
LO PR	144	133	125	115	108	104	96	85	77	69	60	56	54	46	40	33	29	23

EXPANDED PERFORMANCE DATA

MODEL: SSZ160361A* / CA*F4860*6A*+TXV/ MBE2000**-1

HEATING OPERATION

	Outdoor Ambient Temperature																	
	65	60	55	50	47	45	40	35	30	25	20	17	15	10	5	0	-5	-10
MBh	43.2	40.9	38.5	36.0	34.4	33.3	31.0	28.6	26.2	24.2	22.2	21.0	20.2	18.1	16.1	14.0	12.0	9.8
Delta T	33.4	31.6	29.7	27.8	26.5	25.7	23.9	22.0	20.2	18.6	17.2	16.2	15.6	14.0	12.4	10.8	9.2	7.6
KW	2.70	2.65	2.59	2.54	2.51	2.48	2.43	2.37	2.46	2.40	2.34	2.31	2.28	2.22	2.16	2.11	2.05	1.99
AMPS	13.1	12.1	11.3	10.6	10.3	10.1	9.5	9.0	8.6	8.2	7.9	7.7	7.6	7.2	6.7	6.3	5.8	5.3
COP	4.68	4.52	4.35	4.15	4.02	3.93	3.73	3.52	3.12	2.95	2.78	2.67	2.59	2.39	2.17	1.95	1.71	1.44
EER	16.0	15.5	14.9	14.2	13.7	13.4	12.7	12.0	10.6	10.1	9.5	9.1	8.9	8.2	7.4	6.7	5.8	4.9
HI PR	389	373	359	343	335	329	316	303	291	277	266	260	255	246	236	227	218	211
LO PR	147	136	127	117	110	106	98	87	78	70	62	57	55	47	40	34	30	23

EXPANDED PERFORMANCE DATA

MODEL: SSZ160481A* / CA*F4860*6A* + TXV / MBE2000**-1

HEATING OPERATION

	Outdoor Ambient Temperature																	
	65	60	55	50	47	45	40	35	30	25	20	17	15	10	5	0	-5	-10
MBh	59.1	55.9	52.6	49.2	47.0	45.5	42.3	39.0	35.4	32.6	30.1	28.4	27.3	24.5	21.7	19.0	16.2	13.3
Delta T	35.3	33.4	31.4	29.4	28.1	27.2	25.3	23.3	21.1	19.5	18.0	17.0	16.3	14.7	13.0	11.3	9.7	7.9
KW	3.69	3.62	3.54	3.47	3.43	3.40	3.32	3.25	3.14	3.06	2.99	2.95	2.92	2.85	2.78	2.71	2.63	2.56
AMPS	17.6	16.3	15.2	14.3	13.8	13.5	12.7	12.1	11.5	11.0	10.5	10.2	10.1	9.6	8.9	8.4	7.7	6.9
COP	4.68	4.52	4.35	4.15	4.01	3.93	3.72	3.51	3.30	3.12	2.94	2.82	2.74	2.52	2.29	2.05	1.80	1.51
EER	16.0	15.5	14.9	14.2	13.7	13.4	12.7	12.0	11.3	10.7	10.0	9.6	9.4	8.6	7.8	7.0	6.1	5.2
HI PR	405	388	373	357	348	342	328	315	302	288	277	270	265	255	246	235	227	219
LO PR	140	130	122	112	106	102	94	83	75	67	59	55	53	45	39	33	28	22

EXPANDED PERFORMANCE DATA

MODEL: SSZ160601A* / CA*F4860*6A* + TXV / MBE2000**-1

HEATING OPERATION

	Outdoor Ambient Temperature																	
	65	60	55	50	47	45	40	35	30	25	20	17	15	10	5	0	-5	-10
MBh	71.6	67.8	63.8	59.7	57.0	55.2	51.3	47.3	44.9	41.4	38.1	36.0	34.7	31.1	27.6	24.0	20.5	16.8
Delta T	36.9	34.9	32.8	30.7	29.3	28.4	26.4	24.3	23.1	21.3	19.6	18.5	17.8	16.0	14.2	12.4	10.6	8.6
KW	4.73	4.63	4.53	4.44	4.38	4.34	4.25	4.15	4.27	4.16	4.06	4.00	3.96	3.86	3.76	3.66	3.55	3.45
AMPS	21.7	20.0	18.7	17.6	16.9	16.6	15.6	14.8	14.1	13.5	12.8	12.5	12.3	11.6	10.8	10.2	9.3	8.4
COP	4.44	4.29	4.12	3.94	3.81	3.73	3.54	3.34	3.08	2.91	2.75	2.63	2.56	2.36	2.15	1.92	1.69	1.42
EER	15.2	14.7	14.1	13.5	13.0	12.7	12.1	11.4	10.5	9.9	9.4	9.0	8.7	8.1	7.3	6.6	5.8	4.9
HI PR	395	379	364	348	340	334	321	308	295	282	270	264	259	249	240	230	222	214
LO PR	133	124	116	106	101	97	89	79	71	64	56	52	50	43	37	31	27	21

High pressure is measured at the liquid service valve (the smaller valve).

Low pressure is measured at the gauge port connection.

Calculations are based on nominal CFM and 70 °F indoor dry bulb.

AMPS = Outdoor unit amps (comp.+fan)

KW = Total system power

*Note: Shaded area is ARI Rating Conditions at 47° outdoor ambient temperature

HEATING SPECIFICATIONS

SSZ160241A* / CA*F3636*6A*+TXV/ MBE1600-1**
Conditions: 875 CFM @ 70°F Indoor Air

Outdoor Ambient °F.	Basic Unit without Auxiliary Heat		Capacity of Unit With KW of Auxiliary heat			
	capacity btuh	c.o.p.	4.8	9.6	14.4	19.2
65	30.17	4.93	46.55	62.93	79.32	95.70
60	28.56	4.76	44.94	61.32	77.71	94.09
55	26.88	4.57	43.26	59.64	76.03	92.41
50	25.13	4.37	41.51	57.89	74.28	90.66
45	23.26	4.13	39.64	56.02	72.40	88.79
40	21.60	3.91	37.98	54.36	70.75	87.13
35	19.92	3.69	36.30	52.68	69.07	85.45
30	18.69	3.26	35.07	51.45	67.84	84.22
25	17.25	3.08	33.63	50.01	66.40	82.78
20	15.89	2.91	32.27	48.65	65.03	81.41
15	14.45	2.71	30.83	47.21	63.59	79.97
10	12.96	2.49	29.34	45.72	62.11	78.49
5	11.49	2.27	27.87	44.25	60.64	77.02
0	10.02	2.03	26.40	42.78	59.17	75.55
-5	8.55	1.78	24.93	41.31	57.70	74.08
-10	7.01	1.50	23.39	39.77	56.15	72.53

SSZ160361A* / CA*F4860*6A*+TXV/ MBE2000-1**
Conditions: 1200 CFM @ 70°F Indoor Air

Outdoor Ambient °F.	Basic Unit without Auxiliary Heat		Capacity of Unit With KW of Auxiliary heat			
	capacity btuh	c.o.p.	4.8	9.6	14.4	19.2
65	43.24	4.68	59.62	76.01	92.39	108.77
60	40.94	4.52	57.32	73.70	90.08	106.47
55	38.53	4.35	54.91	71.29	87.68	104.06
50	36.02	4.15	52.40	68.78	85.16	101.55
45	33.33	3.93	49.72	66.10	82.48	98.86
40	30.96	3.73	47.34	63.72	80.11	96.49
35	28.55	3.52	44.93	61.32	77.70	94.08
30	26.17	3.12	42.55	58.93	75.31	91.70
25	24.15	2.95	40.53	56.91	73.30	89.68
20	22.24	2.78	38.62	55.00	71.39	87.77
15	20.22	2.59	36.61	52.99	69.37	85.75
10	18.14	2.39	34.53	50.91	67.29	83.67
5	16.09	2.17	32.47	48.85	65.23	81.62
0	14.03	1.95	30.41	46.79	63.18	79.56
-5	11.97	1.71	28.35	44.73	61.12	77.50
-10	9.81	1.44	26.19	42.57	58.95	75.34

SSZ160481A* / CA*F4860*6A*+TXV/ MBE2000-1**
Conditions: 1550 CFM @ 70°F Indoor Air

Outdoor Ambient °F.	Basic Unit without Auxiliary Heat		Capacity of Unit With KW of Auxiliary heat			
	capacity btuh	c.o.p.	4.8	9.6	14.4	19.2
65	59.08	4.68	75.46	91.84	108.23	124.61
60	55.93	4.52	72.31	88.69	105.08	121.46
55	52.64	4.35	69.02	85.40	101.79	118.17
50	49.21	4.15	65.59	81.97	98.36	114.74
45	45.54	3.93	61.93	78.31	94.69	111.07
40	42.30	3.72	58.68	75.06	91.45	107.83
35	39.01	3.51	55.39	71.77	88.16	104.54
30	35.37	3.30	51.75	68.13	84.52	100.90
25	32.64	3.12	49.03	65.41	81.79	98.17
20	30.06	2.94	46.44	62.83	79.21	95.59
15	27.34	2.74	43.72	60.10	76.48	92.87
10	24.53	2.52	40.91	57.29	73.67	90.06
5	21.74	2.29	38.13	54.51	70.89	87.27
0	18.96	2.05	35.34	51.73	68.11	84.49
-5	16.18	1.80	32.56	48.94	65.33	81.71
-10	13.26	1.51	29.64	46.02	62.40	78.79

SSZ160601A* / CA*F4860*6A*+TXV/ MBE2000-1**
Conditions: 1800 CFM @ 70°F Indoor Air

Outdoor Ambient °F.	Basic Unit without Auxiliary Heat		Capacity of Unit With KW of Auxiliary heat			
	capacity btuh	c.o.p.	4.8	9.6	14.4	19.2
65	71.65	4.44	88.03	104.41	120.80	137.18
60	67.83	4.29	84.21	100.59	116.98	133.36
55	63.84	4.12	80.22	96.60	112.99	129.37
50	59.68	3.94	76.06	92.44	108.83	125.21
45	55.23	3.73	71.62	88.00	104.38	120.76
40	51.30	3.54	67.68	84.06	100.45	116.83
35	47.31	3.34	63.69	80.07	96.46	112.84
30	44.86	3.08	61.24	77.62	94.00	110.39
25	41.40	2.91	57.78	74.16	90.55	106.93
20	38.12	2.75	54.51	70.89	87.27	103.65
15	34.67	2.56	51.05	67.43	83.82	100.20
10	31.10	2.36	47.49	63.87	80.25	96.63
5	27.58	2.15	43.96	60.34	76.72	93.11
0	24.05	1.92	40.43	56.81	73.20	89.58
-5	20.52	1.69	36.90	53.28	69.67	86.05
-10	16.81	1.42	33.19	49.58	65.96	82.34

*To obtain BTU capacity of unit with KW of auxiliary heat, multiply by 1000 (Example: 39.01 x 1000 = 39,010 BTU)

PERFORMANCE DATA

PERFORMANCE TEST

All data based upon listed indoor dry bulb temperature. .00 inches external static pressure on coil of outdoor section. Indoor air cubic feet per minute (CFM) as listed in the Performance Data Sheets:

If conditions vary from this, results will change as follows:

1. As indoor dry bulb temperatures increase, a slight increase will occur in indoor air temperature drop (Delta T). Low and high side pressures and power will not change.
2. As indoor CFM decreases, a slight increase will occur in indoor temperature drop (Delta T). A slight decrease will occur in low and high side pressures and power.

A properly operating unit should be within plus or minus **2 degrees** of the subcooling value shown in the Heat Pump Specifications.

A properly operating unit should be within plus or minus **3 degrees** of the typical (Delta T) value shown.

A properly operating unit should be within plus or minus **7 PSIG** of the **HI PR** shown.

A properly operating unit should be within plus or minus **3 PSIG** of the **LO PR** shown.

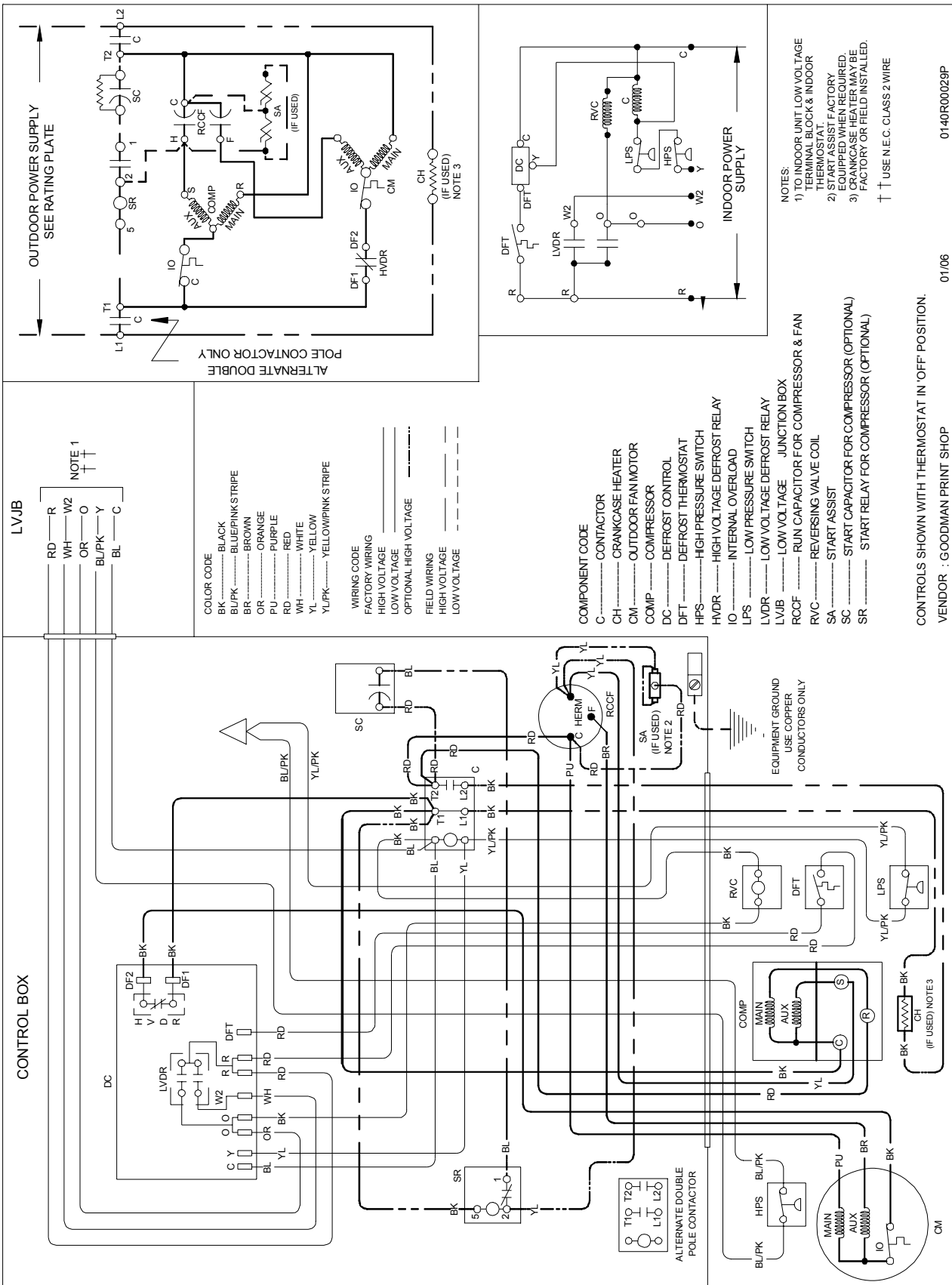
A properly operating unit should be within plus or minus **3 Amps** of the typical value shown.

NOTE: Pressures are measured at the liquid and suction service valve ports.

WARNING

HIGH VOLTAGE!

DISCONNECT ALL POWER BEFORE SERVICING OR INSTALLING THIS UNIT. MULTIPLE POWER SOURCES MAY BE PRESENT. FAILURE TO DO SO MAY CAUSE PROPERTY DAMAGE, PERSONAL INJURY OR DEATH.



- NOTES:**
- 1) TO INDOOR UNIT LOW VOLTAGE TERMINAL BLOCK & INDOOR THERMOSTAT
 - 2) START ASSIST FACTORY EQUIPPED WHEN REQUIRED
 - 3) CRANKCASE HEATER MAY BE FACTORY OR FIELD INSTALLED.
- †† USE N.E.C. CLASS 2 WIRE

CONTROLS SHOWN WITH THERMOSTAT IN 'OFF' POSITION.
VENDOR : GOODMAN PRINT SHOP

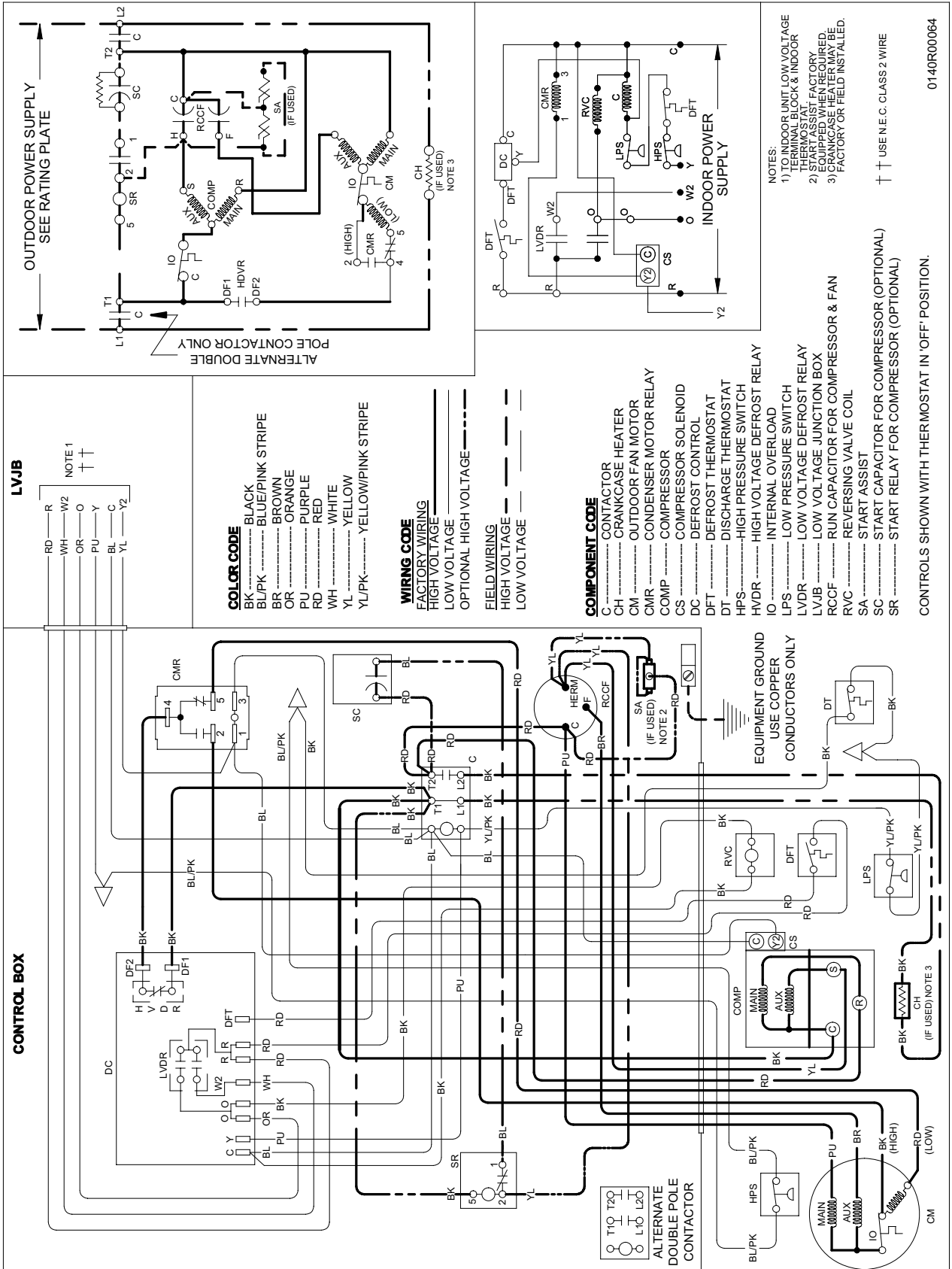
01/40R00029P

01/06

Wiring is subject to change, always refer to the wiring diagram on the unit for the most up-to-date wiring.

WARNING

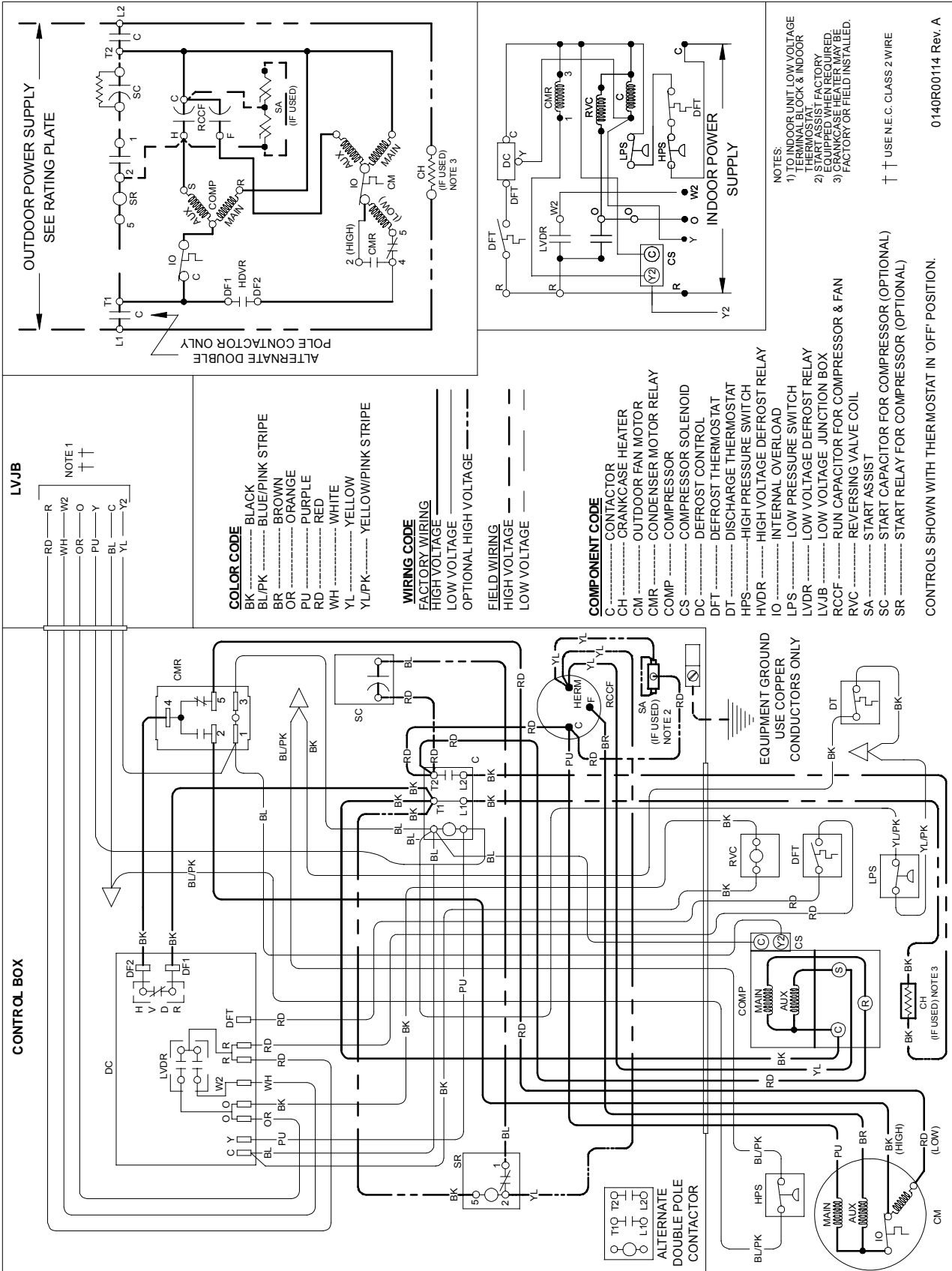
HIGH VOLTAGE!
DISCONNECT ALL POWER BEFORE SERVICING OR INSTALLING THIS UNIT. MULTIPLE POWER SOURCES MAY BE PRESENT. FAILURE TO DO SO MAY CAUSE PROPERTY DAMAGE, PERSONAL INJURY OR DEATH.



Wiring is subject to change, always refer to the wiring diagram on the unit for the most up-to-date wiring.

WARNING

HIGH VOLTAGE!
DISCONNECT ALL POWER BEFORE SERVICING OR INSTALLING THIS UNIT. MULTIPLE POWER SOURCES MAY BE PRESENT. FAILURE TO DO SO MAY CAUSE PROPERTY DAMAGE, PERSONAL INJURY OR DEATH.



Wiring is subject to change, always refer to the wiring diagram on the unit for the most up-to-date wiring.